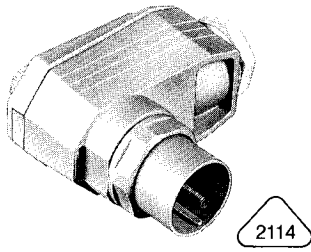
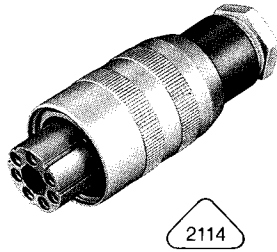
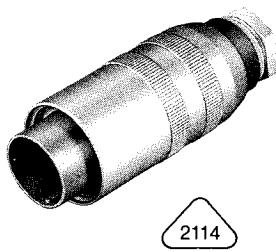
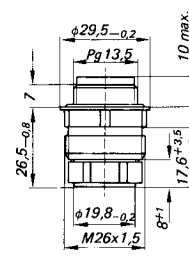
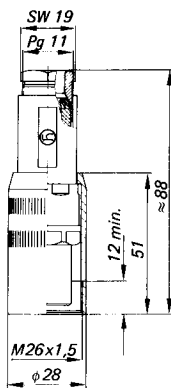
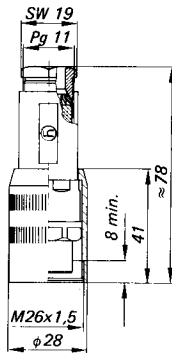
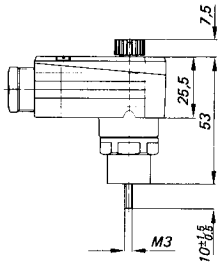
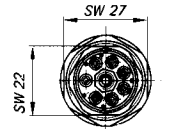
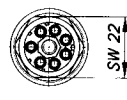
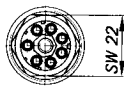
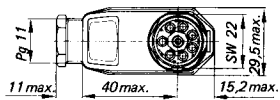
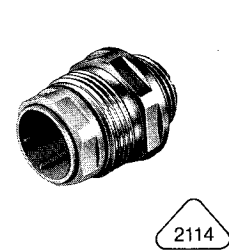


N 6 R FM R

N 6 R EF

N 6 R EM

N 6 R AM


SW = Width across

Technical data

Cable connector with strain relief and knurled screw	Cable socket, straight with strain relief	Cable connector, straight with strain relief	Panel-mounted connector with metal screw-in casing for Pg 13.5 screw-in connection
DIN 43651 FF 6-22	DIN 43651 EF 6-22	DIN 43651 EM 6-22	DIN 43651 AM 6-22
6 + ⊕	6 + ⊕	6 + ⊕	6 + ⊕
crimp	crimp	crimp	crimp
Pin contacts RSC 162	Socket contacts RBC 162	Pin contacts RSC 162	Pin contacts RSC 162
1 cable connector with knurled screw, not assembled, in polythene bag with assembly instructions	1 cable socket, not assembled, in polythene bag with assembly instructions	1 cable connector, not assembled, in polythene bag with assembly instructions	1 panel-mounted connector, not assembled, in polythene bag with assembly instructions
grey	grey	grey	grey
N 6 R AF, N 6 R AF 5, N 6 R BF..., N 6 R DM	N 6 R AM, N 6 R AM..., N 6 R BM..., N 6 R DM	N 6 R AF, N 6 R AF 5, N 6 R BFE	N 6 R FF, N 6 R FFR, N 6 R FFR KTV; N 6 R EF
			Pg 13.5

Order data

N 6 R FM R	N 6 R EF	N 6 R EM	N 6 R AM
931 727-106	931 720-001	931 776-001	931 434-001
10 each	10 each	10 each	10 each

Accessories – must be ordered separately

	Page	Type	Order no.	Type	Order no.	Type	Order no.
NC 6	831 002-011	NC 6	831 002-011	NC 6	831 002-011	NC 6	831 002-011
						SHK 2	733 845-001

Crimping contacts and tools are described on page 221 onwards.