

# SFP-EX

ELESA original design



## Breather caps with splash guard



### • Material

Polyamide based (PA) technopolymer. Resistant to solvents, oils, greases and other chemical agents.  
 - Cover: RAL 2004 orange, semi-matte finish, marked "OIL".  
 - Threaded connector: black colour, semi-matte finish.

### • Packing ring

NBR synthetic rubber.

### • Splash guard

Technopolymer.

### • Standard executions

- **SFP-EX**: without air filter (black splash guard).  
 - **SFP+F-EX**: with "tech-foam" air filter in polyurethane foam mesh (polyester base), air filtration 40 µ (grey splash guard).

### • ATEX directive compliance

The breather caps of the SFP-EX series comply with Health and Safety Requirements intended in 94/9/EC ATEX European Directive (explosive atmospheres) for equipments in Group II, category 2GD.

II 2 G D IIB T6, marked on the SFP-EX breather caps, represents the identification according to ATEX directive.

II: identification of the category

2: identification of the category

G: identification of the type of explosive atmosphere (Gases or vapours)

D: identification of the type of explosive atmosphere (Dust)

IIB: group of explosive gases

T6: temperature class

Ambient and/or fluid temperature: -30 ÷ +80°C

The declaration of conformity to European Directives of this product is available and it is part of the product itself.

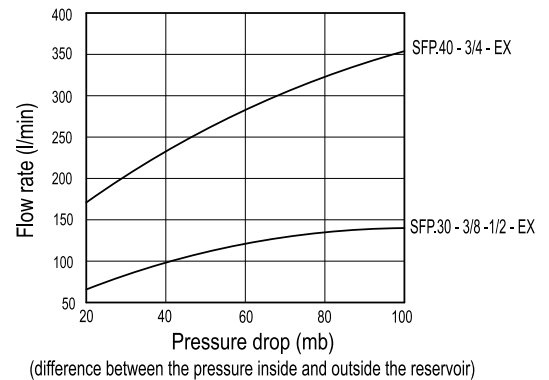
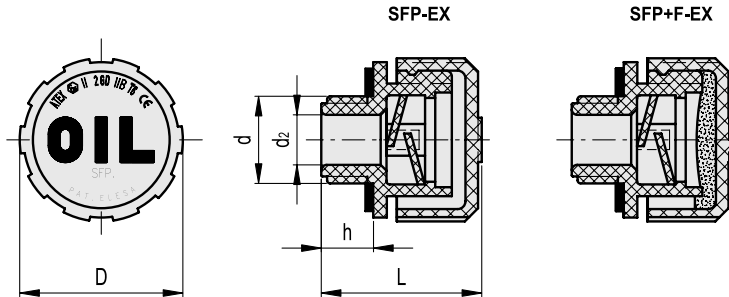
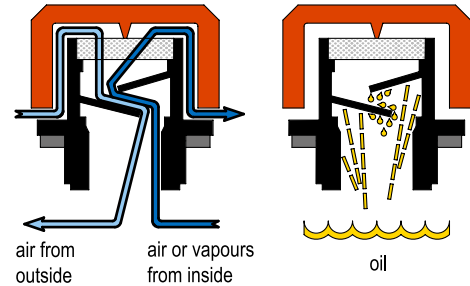
### Features and applications

SFP-EX breather caps come complete with splash guard device (ELESA original design) that prevents oil loss and are particularly suitable for use where oil is violently agitated and could be splashed against breather cap.

### Technical data

Air flow rate for each model can be determined from the graph calculating the difference between the pressure inside and outside the reservoir.

Operating layout



### SFP-EX

Code	Description	d	D	L	d <sub>2</sub>	h	⚖️
54001-EX	SFP.30-3/8-EX	G 3/8	31	29.5	10	9.5	11
54101-EX	SFP.30-1/2-EX	G 1/2	31	29.5	12	9.5	11
54201-EX	SFP.40-3/4-EX	G 3/4	42	36.5	18	11.5	22

### SFP+F-EX

Code	Description	d	D	L	d <sub>2</sub>	h	⚖️
54022-EX	SFP.30-3/8+F-EX	G 3/8	31	29.5	10	9.5	13
54122-EX	SFP.30-1/2+F-EX	G 1/2	31	29.5	12	9.5	15
54222-EX	SFP.40-3/4+F-EX	G 3/4	42	36.5	18	11.5	28