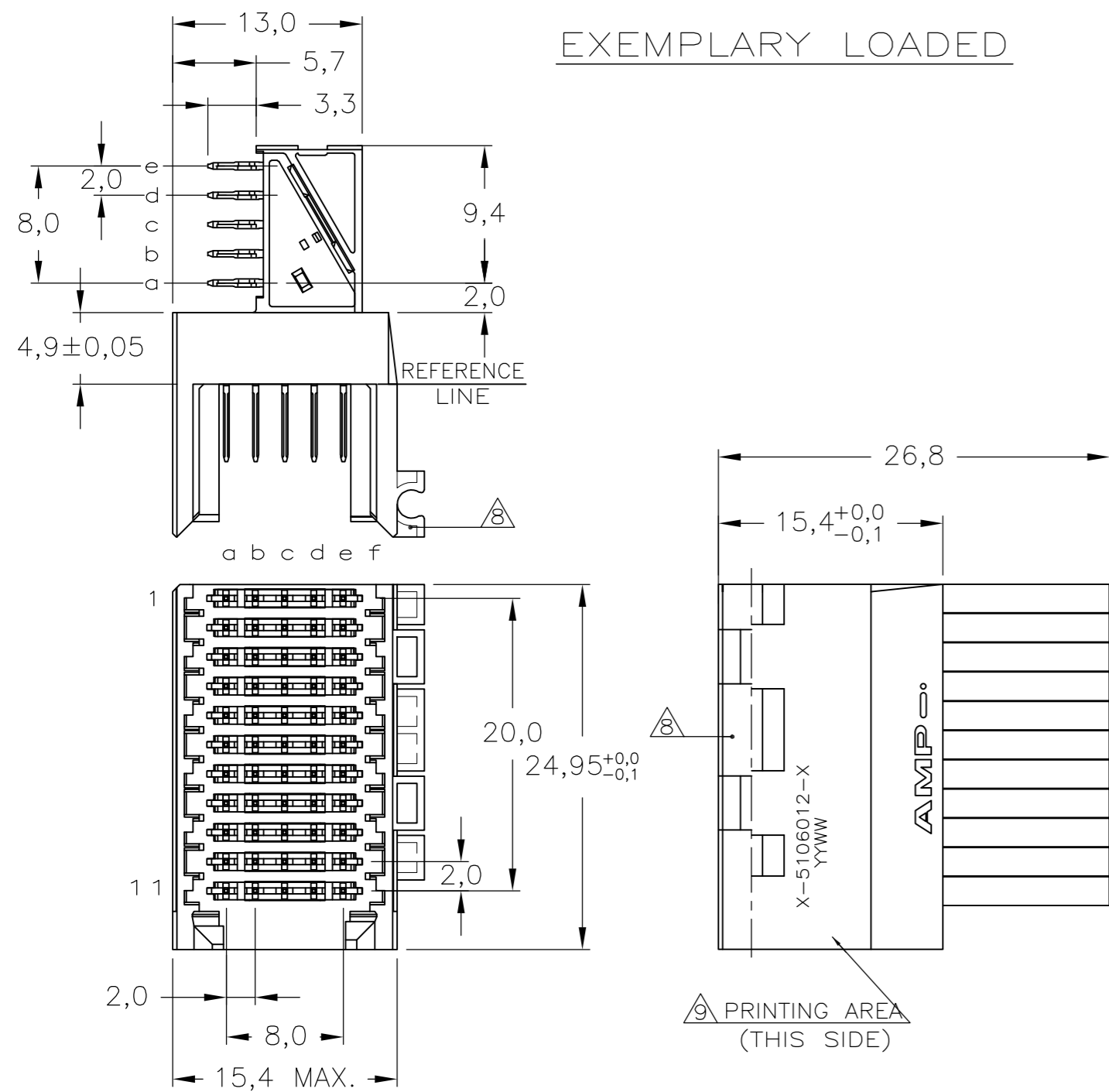
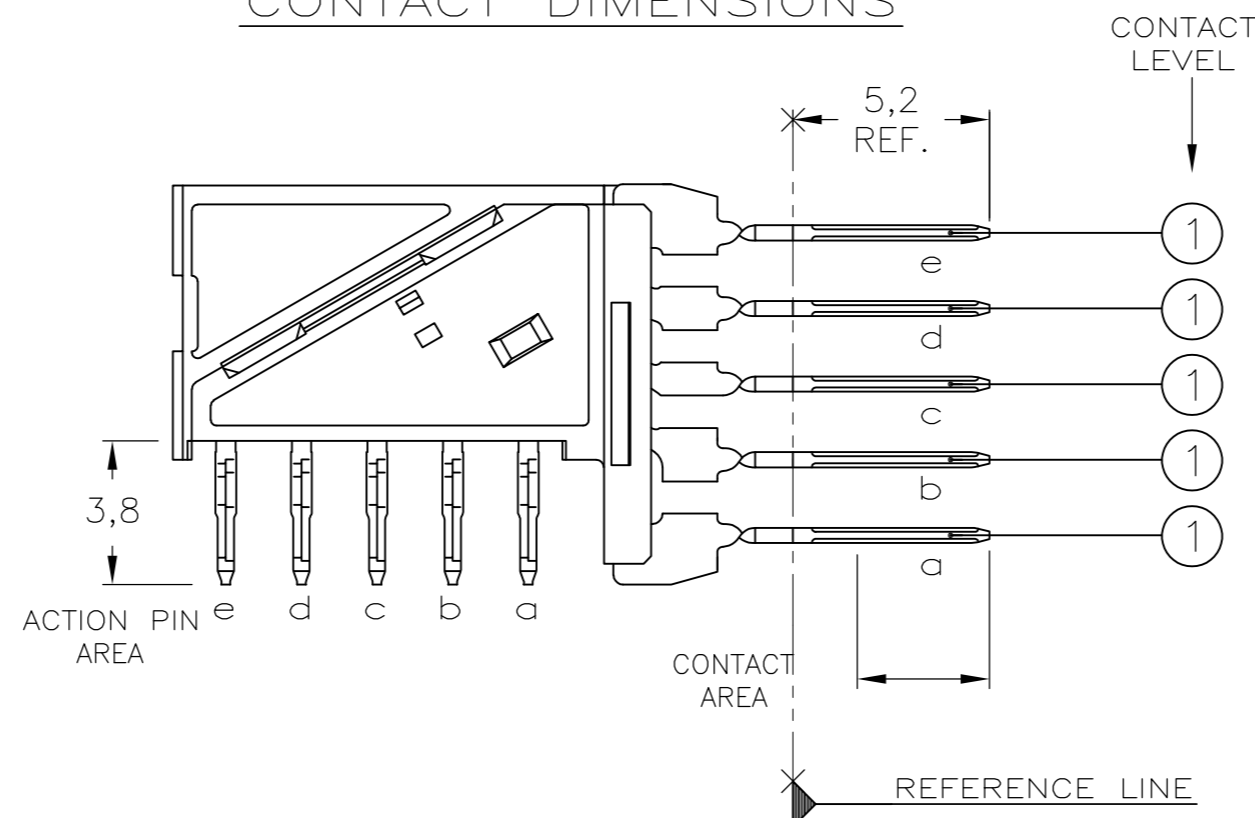


THIS DRAWING IS UNPUBLISHED. RELEASED FOR PUBLICATION
 © COPYRIGHT BY TYCO ELECTRONICS CORPORATION. ALL RIGHTS RESERVED.

CONNECTOR ASSEMBLY
 EXEMPLARY LOADED

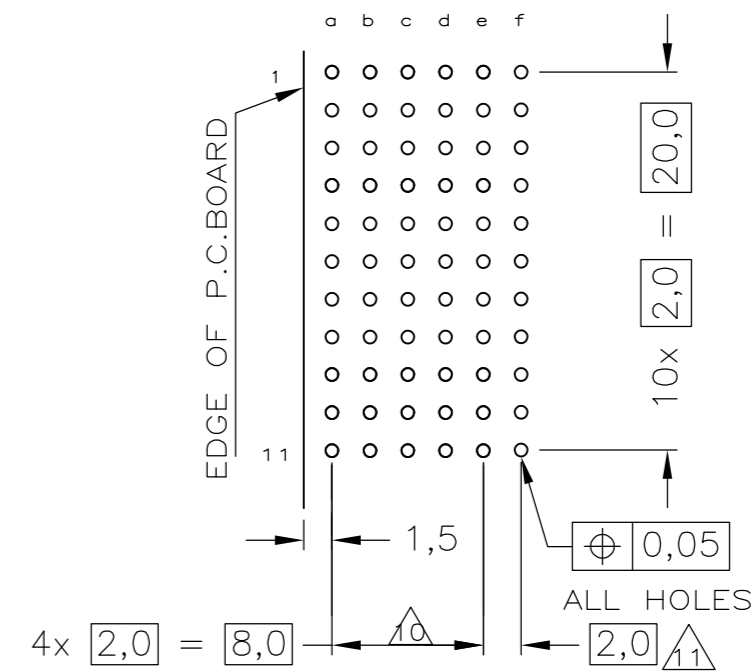


CONTACT DIMENSIONS

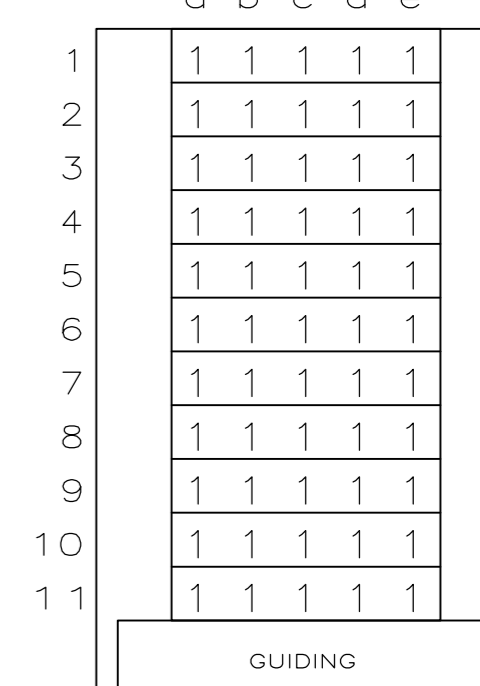


LOC	DIST	REVISIONS			
P	LTR	DESCRIPTION	DATE	DWN	APVD
B		EH10-0680-05	03AUG04	BSV	BM
B1		REVISED PER ECO-10-000444	19JAN10	KK	HMR
C		ECR-10-018652	10SEP10	JS	MQW

RECOMMENDED PCB-HOLE LAY-OUT
 COMPONENT SIDE SHOWN



CONTACT LAYOUT



P.C.B. HOLE DIM. ACTION PIN
 FOR DETAILS SEE
 APPLICATION SPECIFICATION

NOTES:

- 1 MATERIAL HOUSING : GREY GLASSFILLED POLYESTER
UL-RATING V0
CONTACT : PHOSPHORBRONZE
- △ GENERAL PLATING SPECIFICATION: UNDERPLATING (ENTIRE CONTACT): 1,27µm NICKEL MIN. AND ACTION PIN: 0,5µm TIN MIN. FOR PLATING OF MATING SURFACES SEE APPLICABLE SPECIFICATION REFERENCE FOR EACH DASH NUMBER.
- △ CONFORMS TO ALL TESTING ACCORDING IEC 61076-4-101 PERFORMANCE LEVEL 2.
- △ CONFORMS TO ALL TESTING ACCORDING IEC 61076-4-101 PERFORMANCE LEVEL 1.
- △ CONNECTOR TESTED AND QUALIFIED AGAINST TELCORDIA GR-1217-CORE QUALITY LEVEL III, CENTRAL OFFICE APPLICATIONS.
- △ CONNECTOR TESTED AND QUALIFIED AGAINST TELCORDIA GR-1217-CORE QUALITY LEVEL III, UNCONTROLLED ENVIRONMENT APPLICATIONS.
- △ CONNECTOR LUBRICATED WITH TELCORDIA GR-1217-CORE APPROVED LUBRICANT.
- △ CONNECTOR ASSEMBLY WITH LATCH HINGE FOR CABLE CONNECTOR.
- △ CONNECTOR MARKED WITH PARTNUMBER AND DATECODE
- △ PLATED-THROUGH HOLES AT 2x2mm SQUARE GRID.
- △ HOLES IN ROW f FOR POSSIBLE FUTURE USE OF GROUND RETURN SHIELDS. (NOT YET TOOLED)
- △ OBSOLETE PARTS: OBSOLETE CIS STREAMLINING PER D.RENAUD/D.SINISI

△12	OBSOLETE	Y	△7	△2/△6	1-5106012-9
		N		△2	1-5106012-1 △8
△12	OBSOLETE	Y	△7	△2/△5	5106012-9
		N		△2/△4	5106012-4
		N		△2/△3	5106012-1
		CONSERVATION TREATMENT		CONTACT FINISH	PART NUMBER

THIS DRAWING IS A CONTROLLED DOCUMENT.		DWN	10AUG2004	Tyco Electronics Corporation	
DIMENSIONS: mm		CHK	23SEP2004	's-Hertogenbosch, 5222AR-32	
TOLERANCES UNLESS OTHERWISE SPECIFIED: ±0.2		APVD	23SEP2004	NAME	
6 PLG ±		PRODUCT SPEC	108-19082	Z-PACK 2mm HM TYPE C	
1 PLG ±		APPLICATION SPEC	114-19029	55 POS. RIGHT ANGLE MALE	
2 PLG ±		WEIGHT	-	CONNECTOR ASSEMBLY	
3 PLG ±		SIZE	A2	CAGE CODE	00779
4 PLG ±		DRAWING NO	C=5106012	RESTRICTED TO	-
ANGLES ±		SCALE	5:1	SHEET	1 OF 1
FINISH		CUSTOMER DRAWING		REV	C