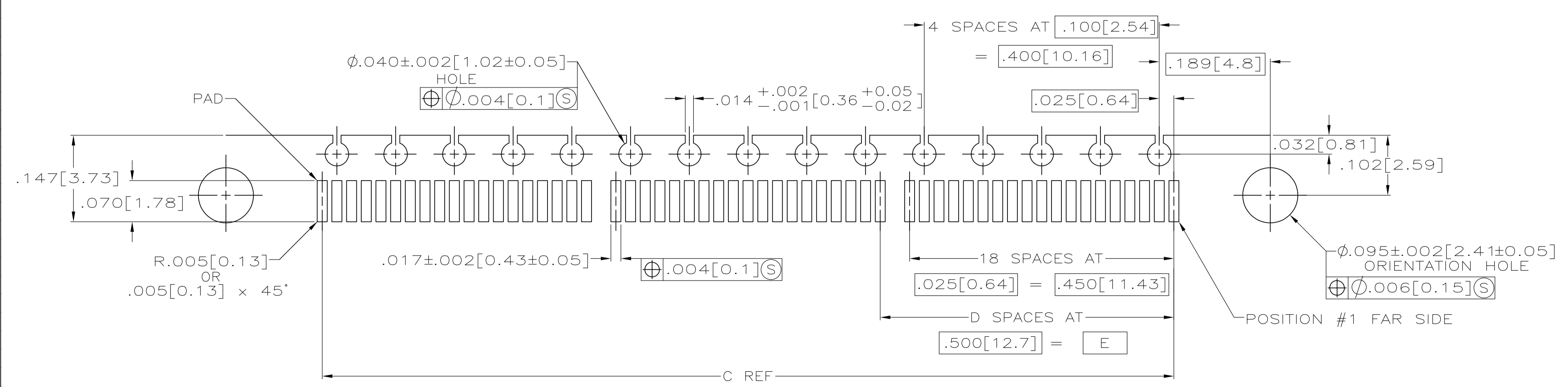
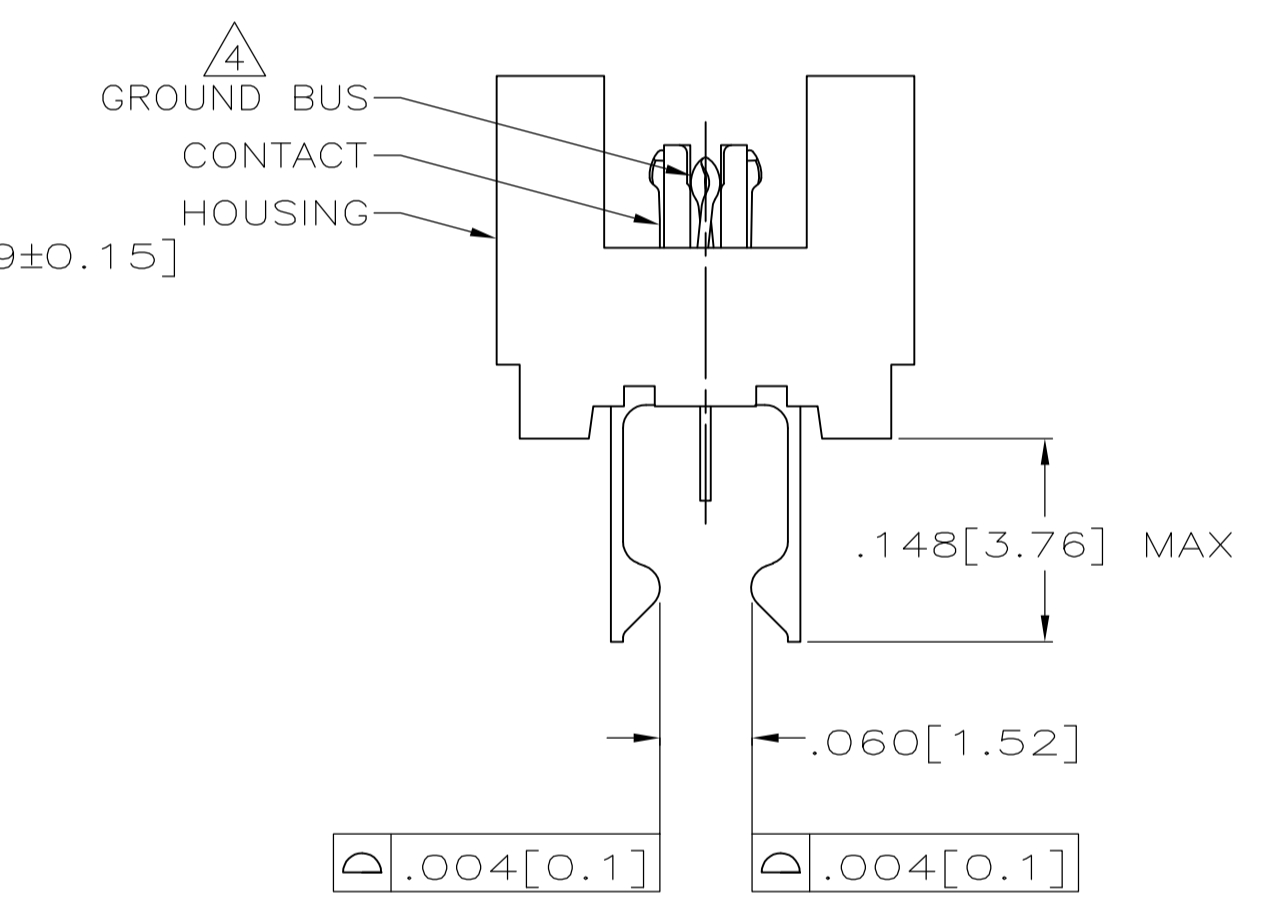
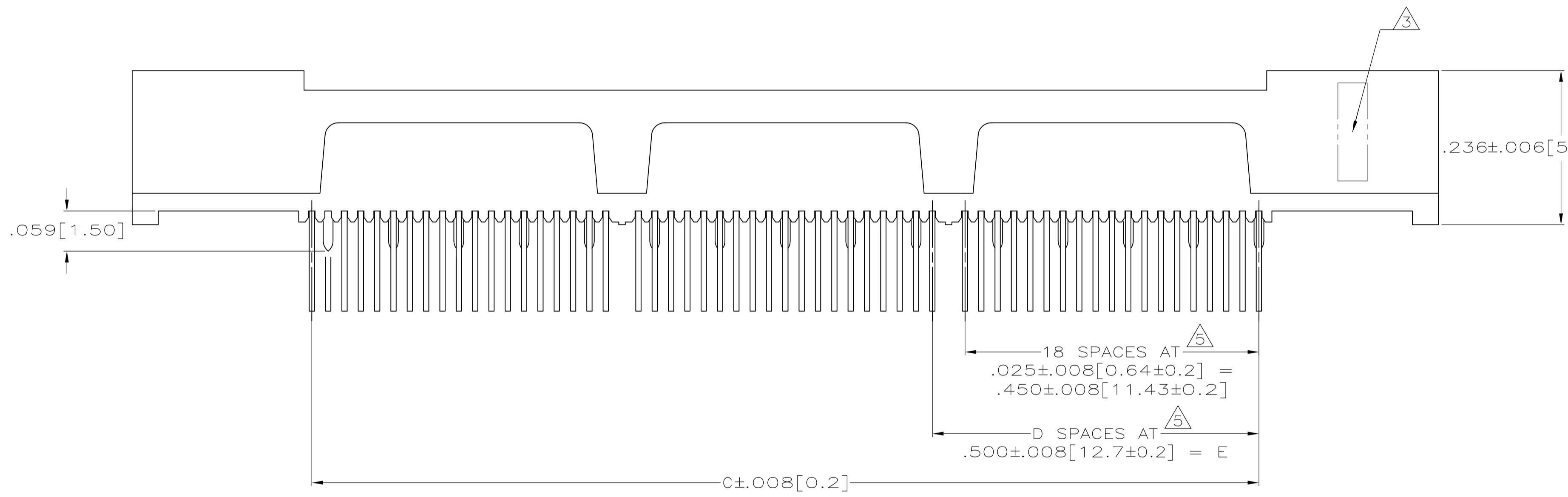


- ① HOUSING: LIQUID CRYSTAL POLYMER, COLOR BLACK. CONTACTS: HIGH RELIABILITY COPPER ALLOY. GROUND BUSES: PHOSPHOR BRONZE ALLOY, UNS C51100.
- ② CONTACTS & GROUND BUSES: NICKEL UNDERPLATE ALL OVER, MATING SURFACE PLATED TO MEET LEVEL 2 PERFORMANCE REQUIREMENTS OF TE CONNECTIVITY PRODUCT SPECIFICATION 108-1422, SOLDER TAILS PLATED MATTE TIN.
- ③ DATE CODE MARKED IN AREA INDICATED ON SIDE OPPOSITE POSITION #1.
- ④ ONE GROUND BUS WITH 5 TAILS PER EACH MODULE.
- ⑤ TOLERANCE NON-ACCUMULATIVE.
- ⑥ OBSOLETE



RECOMMENDED PC BOARD LAYOUT (MIRROR IMAGE ON OPPOSITE SIDE)

⑥ .062 [1.57] EXTENDED 3.000 [76.2] 6 3.450 [87.63] 3.900 [99.06] 4.000 [101.6] 266 5767044-7	⑥ .062 [1.57] EXTENDED 2.500 [63.5] 5 2.950 [74.93] 3.400 [86.36] 3.500 [88.9] 228 5767044-6	⑥ .062 [1.57] EXTENDED 2.000 [50.8] 4 2.450 [62.23] 2.900 [73.66] 3.000 [76.2] 190 5767044-5	⑥ .062 [1.57] EXTENDED 1.500 [38.1] 3 1.950 [49.53] 2.400 [60.96] 2.500 [63.5] 152 5767044-4	⑥ .062 [1.57] EXTENDED 1.000 [25.4] 2 1.450 [36.83] 1.900 [48.26] 2.000 [50.8] 114 5767044-3	⑥ .062 [1.57] EXTENDED .500 [12.7] 1 .950 [24.13] 1.400 [35.56] 1.500 [38.1] 76 5767044-2	⑥ .062 [1.57] EXTENDED .000 [0] 0 .450 [11.43] .900 [22.86] 1.000 [25.4] 38 5767044-1		
PC BOARD THICKNESS	BUS LEADS TYPE	E	D	C	B	A	NO OF POS	PART NUMBER
THIS DRAWING IS A CONTROLLED DOCUMENT.		BIN G. ATTADIA 25 OCT 04		DIXON 25 OCT 04		STE TE Connectivity		
DIMENSIONS: INCHES		TOLERANCES UNLESS OTHERWISE SPECIFIED:		NAME		RECEPTACLE ASSEMBLY, RIGHT ANGLE, .025[0.64] CENTER LINE, .062[1.57] PCB, MICTOR		
①		②		③		SIZE: A1		
MATERIAL		FINISH		APPLICATION SPEC		WEIGHT		
①		②		③		④		
CUSTOMER DRAWING		SCALE: 1:1		SHEET 1 OF 1		REV B1		