



PBX Secure Standard83240 Part number 83240000



- Conforming to standard DIN 41 636 type F
- Double break electrically-isolated changeover circuit (form Zb)
- IP 40 or IP 67 versions
- Operating temperature between -50 and +85°C
- Long overtravel
- Standard or Low level version
- Positive break mechanism according to IEC 60947-5-1

	Type	Sealing	Connections / Accessories
83240000	Standard83240	IP 40 *	W3
83240003	Standard83240	IP 40 *	W3 + Lever only
83240004	Standard83240	IP 40 *	W3 + Lever + Mounting plate with holes
83240005	Standard83240	IP 40 *	W3 + Lever + Mounting plate with notches
83240020	Standard83240	IP 40 *	W5
83240023	Standard83240	IP 40 *	W5 + Lever only
83240024	Standard83240	IP 40 *	W5 + Lever + Mounting plate with holes
83240030	Standard83240	IP 40 *	W5 + Protective cover
83240200	Standard83240	IP 67 *	W3
83240213	Standard83240	IP 67 *	W3 90° + Lever only
83240220	Standard83240	IP 67 *	W5
83240203	Standard83240	IP 67 *	W3 + Lever only
83240223	Standard83240	IP 67 *	W5 + Lever only
83240224	Standard83240	IP 67 *	W5 + Lever + Mounting plate with holes
83242000	Standard High force83242	IP 40 *	W3
83242003	Standard High force83242	IP 40 *	W3 + Lever
83242004	Standard High force83242	IP 40 *	W3 + Lever + Mounting plate with holes
83242005	Standard High force83242	IP 40 *	W3 + Lever + Mounting plate with notches
83242020	Standard High force83242	IP 40 *	W5
83242023	Standard High force83242	IP 40 *	W5 + Lever
83242024	Standard High force83242	IP 40 *	W5 + Lever + Mounting plate with holes
83242030	Standard High force83242	IP 40 *	W5 + Protective cover
83242200	Standard High force83242	IP 67 *	W3
83242213	Standard High force83242	IP 67 *	W3 90° + Lever only
83242220	Standard High force83242	IP 67 *	W5
83242203	Standard High force83242	IP 67 *	W3 + Lever only
83242223	Standard High force83242	IP 67 *	
83242224	Standard High force83242	IP 67 *	
83241000	Low level83241	IP 40 *	W3
83241003	Low level83241	IP 40 *	W3 + Lever
83241004	Low level83241	IP 40 *	W3 + Lever + Mounting plate with holes
83241005	Low level83241	IP 40 *	W3 + Lever + Mounting plate with notches
83241020	Low level83241	IP 40 *	W5
83241023	Low level83241	IP 40 *	W5 + Lever
83241024	Low level83241	IP 40 *	W5 + Lever + Mounting plate with holes
83241030	Low level83241	IP 40 *	W5 + Protective cover
83241200	Low level83241	IP 67 *	W3
83241213	Low level83241	IP 67 *	W3 90° + Lever only
83241220	Low level83241	IP 67 *	W5
83241203	Low level83241	IP 67 *	W3 + Lever only
83241223	Low level83241	IP 67 *	
83241224	Low level83241	IP 67 *	
83243000	Low level High force83243	IP 40 *	W3
83243003	Low level High force83243	IP 40 *	W3 + Lever
83243004	Low level High force83243	IP 40 *	W3 + Lever + Mounting plate with holes
83243005	Low level High force83243	IP 40 *	W3 + Lever + Mounting plate with notches
83243020	Low level High force83243	IP 40 *	W5
83243023	Low level High force83243	IP 40 *	W5 + Lever
83243024	Low level High force83243	IP 40 *	W5 + Lever + Mounting plate with holes
83243030	Low level High force83243	IP 40 *	W5 + Protective cover
83243200	Low level High force83243	IP 67 *	W3
83243213	Low level High force83243	IP 67 *	W3 90° + Lever only
83243220	Low level High force83243	IP 67 *	W5
83243203	Low level High force83243	IP 67 *	W3 + Lever only
83243223	Low level High force83243	IP 67 *	
83243224	Low level High force83243	IP 67 *	

Electrical characteristics

Rating nominal / 250 VAC (A)	6
Rating nominal / 250 VDC (A)	0.2 →0.5
Rating Thermal (A)	10
Rating nominal / 4 →30 VDC (A)	-
Mechanical characteristics	
Maximum operating force (N)	4,5
Rest position max. (mm)	8,9
Operating position (mm)	6,6 ±0.25 **
Maximum positive opening position (mm)	4.4 **
End of travel position (mm)	3,4 max. **
Maximum differential travel (mm)	1 ±0.3
Operating temperature (°C)	-50 →+85
Mechanical life (operations)	10 ⁷ ***
Contact gap (mm)	0,5 x 2
Tightening torque (Nm)	1,3 max.
Weight (g)	22 **

Additional characteristics

Components

Material

- Case/cover : 20% glass reinforced polycarbonate. Material classed as I2F1 according to standard NFF 16-101/102
- Contacts: AgNi for Standard version and AgPd for low level version
- Terminals: Tinned brass
- Button membrane: Silicon

Conformity to standards

- Dimensions conforming to standard DIN 41 636 type F

- Insulation stress according to standard IEC 60947-5-1

* Overvoltage category: III Uimp = 4 KV

* Local voltage: Ui = 400 V

* Degree of pollution = 3 for IP 40 versions and 1 for IP 67 versions

- Insulation stress according to standard EN 50124-1

* Overvoltage category: OV3 Uimp = 2.5 KV

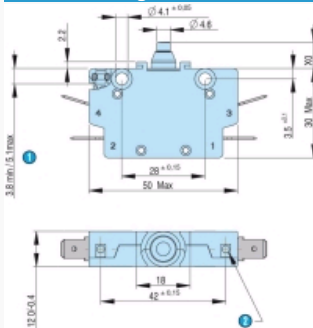
* Local voltage: U < 110 V

* Degree of pollution = PD3A for IP 40 versions and PD2 for IP 67 versions

Electrical protection

- Short-circuit protection device according to standard EN 60947-5-1, 6 AgG fuse

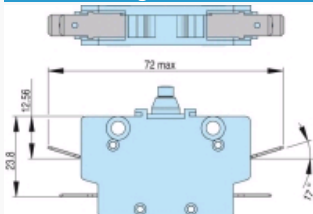
Dimension Diagram : 83240 - 83241 - 83242 - 83243



N°

Legend

Dimension Diagram : W3 for 6.35 mm clips



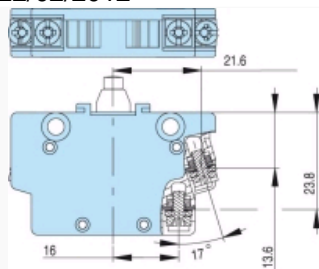
N°

Legend

1

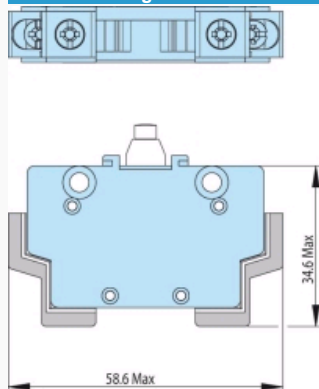
Connectors folded 90° are available on request

Dimension Diagram : W5 with screw



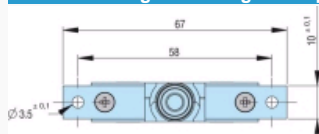
N° Legend

Dimension Diagram : W5 with screw and protective cover



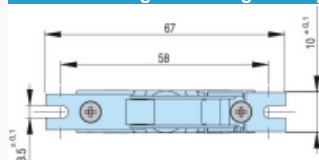
N° Legend

Dimension Diagram : Plunger with plates with holes



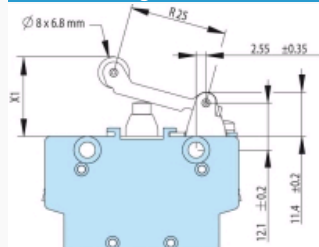
N° Legend

Dimension Diagram : Plunger with plates with notches



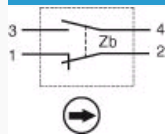
N° Legend

Dimension Diagram : Roller lever



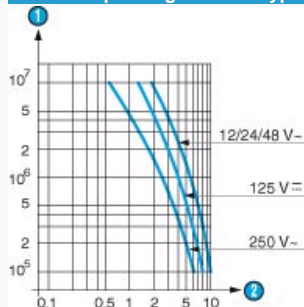
Dimension Diagram : Table of positions for lever versions

Rest position max. (mm) relative to X1 reference	21
Operating position (mm)	16,6 ^{+0,6}
Maximum positive opening position (mm)	13,2
End of travel position (mm)	12
Maximum differential travel (mm)	1,8 ^{+0,55}



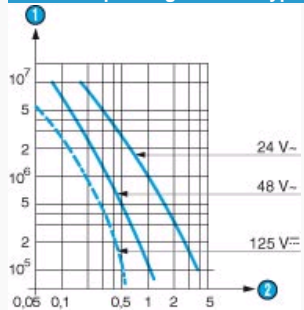
Function
 Four-terminal double break two-way contact element (form Zb). The 2 moving contacts are electrically isolated from one another.

Curves : Operating curve for type AC15



N°	Legend
1	Number of operations
2	Current in Amps

Curves : Operating curve for type DC13



N°	Legend
1	Number of operations
2	Current in Amps