


3.0 mm×2.6 mm SMD Light Touch Switches

Type: **EVPAF**



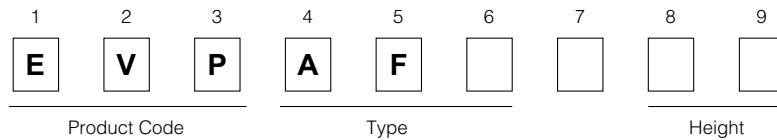
■ Features

- External dimensions: 3.0 mm×2.6 mm, Height 0.65 mm
- High operability
Equipped with an actuator (push plate)

■ Recommended Applications

- Operation switches for portable electronic equipment
(Mobile phone, Portable audio)

■ Explanation of Part Numbers



■ Specifications


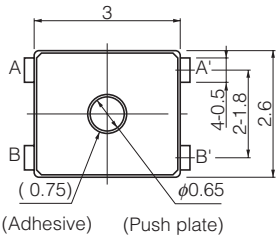
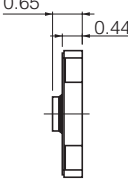
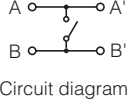
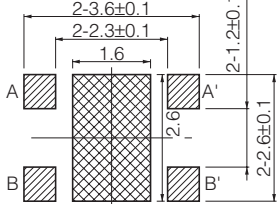



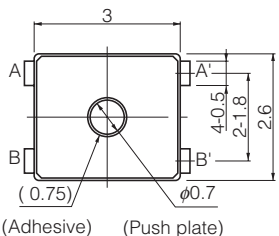
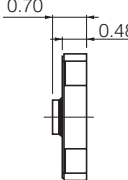
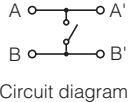
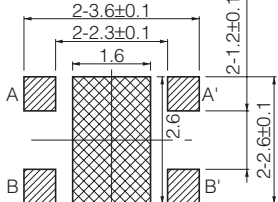


| | | |
|-------------------------------|---------------------------------|---|
| Type | | Snap action/Push-on type SPST |
| Electrical | Rating | 10 μA 2 Vdc to 20 mA 15 Vdc (Resistive load) |
| | Contact Resistance | 500 mΩ max. |
| | Insulation Resistance | 50 MΩ min. (at 100 Vdc) |
| | Dielectric Withstanding Voltage | 250 Vac for 1 minute |
| | Bouncing | 10 ms max. (ON, OFF) |
| Mechanical | Operating Force | 1.6 N, 2.4 N, 3.4 N |
| | Travel | 0.15 mm |
| Endurance | Operating Life | 1.6 N, 3.4 N : 100000 cycles min., 2.4 N : 500000 cycles min. |
| Operating Temperature | | -40 °C to +85 °C |
| Storage Temperature | | -40 °C to +85 °C (Bulk) -20 °C to +60 °C (Taping) |
| Minimum Quantity/Packing Unit | | 8000 pcs. Embossed Taping (Reel Pack) |
| Quantity/Carton | | 40000 pcs. |

Note: Non washable

Design and specifications are each subject to change without notice. Ask factory for the current technical specifications before purchase and/or use. Should a safety concern arise regarding this product, please be sure to contact us immediately.

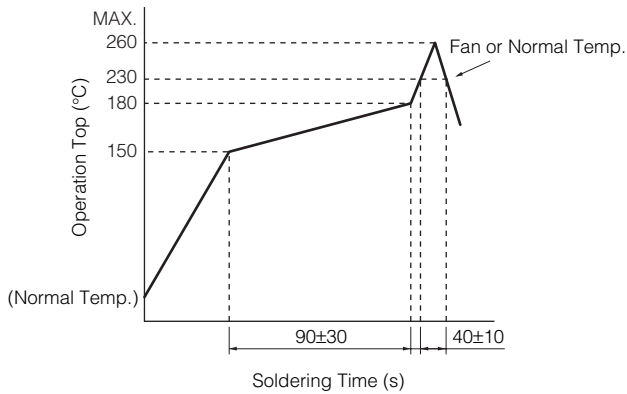
00 Sep. 2010

■ Dimensions in mm (not to scale)

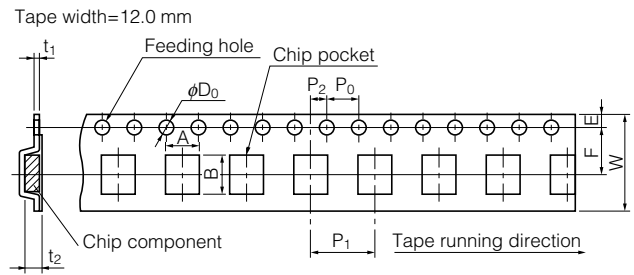
| | | | |
|--|--|-------------------------------------|---|
| <p>No. 1</p> <p>EVPAF</p> <p>(Embossed Taping)</p> <p>With J-bent terminals</p>  |  <p>(Adhesive) (Push plate)</p> <p>(Without the remainder of the gate)</p>   <p>Circuit diagram</p>  <p>PWB land pattern for reference</p> <p>Part of A-A' terminal is exposed at  area. Any land pattern or vias shall not be provided at  area.</p> | | |
| <p>Part Numbers</p> <p>EVPAFFB65</p> | <p>Operating Force</p> <p>1.6 N</p> | <p>Height</p> <p>0.65 mm</p> | <p>Operating Life</p> <p>100000 cycles</p> |
| <p>No. 2</p> <p>EVPAF</p> <p>(Embossed Taping)</p> <p>With J-bent terminals</p>  |  <p>(Adhesive) (Push plate)</p> <p>(Without the remainder of the gate)</p>   <p>Circuit diagram</p>  <p>PWB land pattern for reference</p> <p>Part of A-A' terminal is exposed at  area. Any land pattern or vias shall not be provided at  area.</p> | | |
| <p>Part Numbers</p> | <p>Operating Force</p> | <p>Height</p> | <p>Operating Life</p> |
| <p>EVPAF5B70</p> | <p>3.4 N</p> | <p>0.7 mm</p> | <p>100000 cycles</p> |
| <p>EVPAF7B70</p> | <p>2.4 N</p> | <p>0.7 mm</p> | <p>500000 cycles</p> |

Design and specifications are each subject to change without notice. Ask factory for the current technical specifications before purchase and/or use.
Should a safety concern arise regarding this product, please be sure to contact us immediately.

Recommended Reflow Soldering Conditions



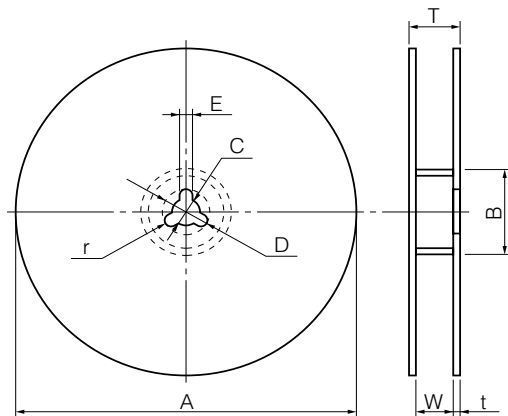
Embossed Carrier Taping



Unit: mm

| Part No. | Height | A | B | W | F | E | P1 | P2 | P0 | D0 Dia | t1 | t2 |
|----------|-----------|----------|----------|----------|---------|----------|---------|---------|---------|---------|---------|---------|
| EVPAF | 0.65/0.70 | 3.75±0.2 | 2.95±0.2 | 12.0±0.3 | 5.5±0.1 | 1.75±0.1 | 8.0±0.1 | 2.0±0.1 | 4.0±0.1 | 1.5±0.3 | 0.3±0.1 | 0.8±0.2 |

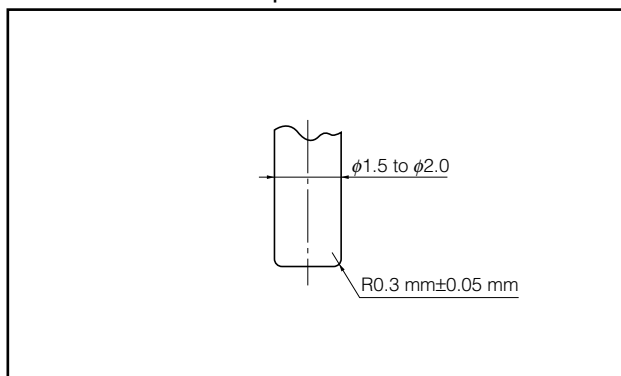
Standard Reel Dimensions in mm (not to scale)



| Item | A | B | C | D | E |
|-----------|----------------------|---------------------|---------------------|---------------------|---------|
| Rate (mm) | $\phi 380.0 \pm 2.0$ | $\phi 80.0 \pm 1.0$ | $\phi 13.0 \pm 0.5$ | $\phi 21.0 \pm 1.0$ | 2.0±0.5 |

| Item | W | T | t | r |
|-----------|----------|----------|---|---|
| Rate (mm) | 13.5±1.0 | 17.5±1.0 | — | — |

Recommended Shape of Test Pole



Design and specifications are each subject to change without notice. Ask factory for the current technical specifications before purchase and/or use. Should a safety concern arise regarding this product, please be sure to contact us immediately.

00 Sep. 2010