
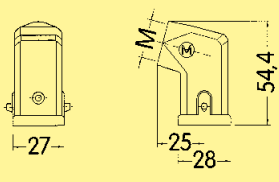

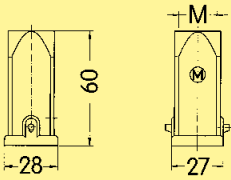

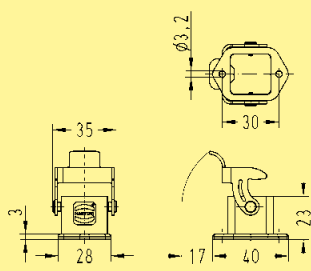

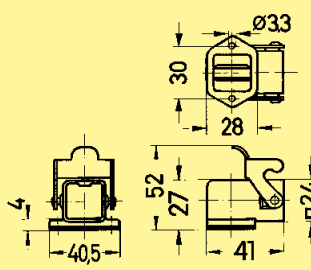

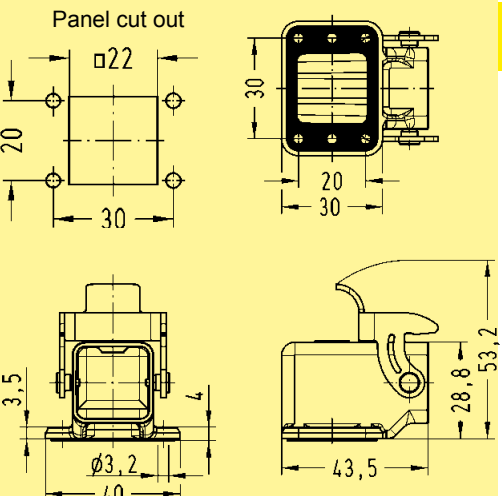


Hoods/Housings for higher EMC requirements / 1 lever locking system

Identification	Part number	Cable entry metric	Drawing	Dimensions in mm
Hoods side entry 	19 62 003 1640	1 x 20		
Hoods top entry 	19 62 003 1440	1 x 20		

Hoods/Housings for higher EMC requirements / 1 lever locking system

Identification	Part number	Cable entry metric	Drawing	Dimensions in mm
Housings, bulkhead mounting 	09 62 003 0301		 <p>Panel cut out 22 x 22 mm</p>	
	09 62 003 0801		 <p>Panel cut out 22 x 22 mm</p>	
Angled bulkhead mounted housing for higher EMC requirements 	09 62 003 0810		<p>Panel cut out</p> 	

Han Hoods
Housings

Stock items in bold type