

Compression fittings

Metric and inch

Ø 4 to 28 mm O/D tube

Ø 3/16" to 3/4" O/D tube



Wide range of types and sizes.
Rugged and durable.
Suitable for use under extreme conditions of temperature and pressure.
Ideal for most general industrial applications.

Technical data

Medium:
 Compressed air or any fluids compatible with the materials/tubing listed.

Operating pressure:
 The maximum working pressure is limited by the type of tubing being used. Refer to pages 546 to 552 for details.

Ambient temperature:
 The maximum working temperature is generally limited by the type of tubing being used. Refer to pages 546 to 552 for details.

Materials

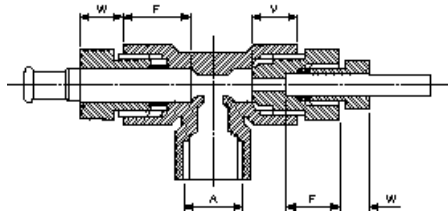
Tubing nut, sleeve & body manufactured from bar: brass to BS 2874: 1986 (CZ 121)

Body manufactured from stamping: brass to BS 2872: 1969 (CZ 122)

Banjo bolts are brass, nickel plated, however, MS bolts are steel, zinc plated.

Typical dimensions

Hose stem to tube with reducing connector



O/D Tube	A Thread	F	V	W
4	M8 x 1,0	10,5	8,3	6,0
5	M10 x 1,0	12,0	9,5	6,5
6	M11 x 1,0	12,0	9,4	7,0
8	M13 x 1,0	15,0	11,7	8,0
10	M15 x 1,0	16,5	12,7	8,0
12	M18 x 1,5	17,0	13,4	9,0
15	M22 x 1,5	18,5	16,0	10,0
16	M24 x 1,5	19,0	16,2	10,5
18	M26 x 1,5	20,0	17,0	10,5
22	M30 x 1,5	24,5	20,5	11,0
28	M38 x 1,5	30,0	25,8	12,5

O/D Tube	A Thread	F	V	W
3/16"	3/8" x 24 TPI	0,44	0,35	0,26
1/4"	7/16" x 24 TPI	0,50	0,38	0,26
5/16"	1/2" x 24 TPI	0,56	0,42	0,26
3/8"	9/16" x 24 TPI	0,60	0,42	0,28
1/2"	3/4" x 24 TPI	0,66	0,50	0,26
5/8"	7/8" x 20 TPI	0,72	0,58	0,34
3/4"	1,025" x 18 TPI	0,78	0,64	0,40

A = outside diameter tube size and thread details.*

F = tube or stem length inside fitting.

V = nipped connector length inside fitting.

W = projection of tubing nut from compression joint.

All these dimensions are common to a particular tubing outside diameter size. Refer to later pages in this section for details of individual coupling dimensions. dimensions V & W will vary with the torque applied so these dimensions are guidance only. *Note: The 'O/D tube' sizes in the following tables refer to the Enots compression threads listed above.

Tube sizes

4, 5, 6, 8, 10, 12, 15, 16, 18, 22, 28 mm O/D
 3/16", 1/4", 5/16", 3/8", 1/2", 5/8", 3/4" O/D

Tube types

Nylon 11 or 12 and other plasticised or unplasticised tubing which conforms to the tolerances specified in BS5409: Part 1 1976. Copper, annealed and half-hard to BS2871: Part 2.

Double wall brazed steel.

Torque figures

Thread sealant is applied to the full circumference of the thread. The recommended tightening torque figures for designs with thread sealant are found in the torque table below

O/D Tube	Half Hard Copper	Annealed Copper	Nylon 11 & 12	Double Wall Brazed Steel
4	4,5 Nm	3,4 Nm	2,8 Nm	5,7 Nm
5	6,8 Nm	5,7 Nm	5,7 Nm	-
6	9,0 Nm	7,9 Nm	5,7 Nm	10,2 Nm
8	11,3 Nm	7,9 Nm	7,9 Nm	12,4 Nm
10	21,5 Nm	18,1 Nm	13,6 Nm	21,5 Nm
12	24,9 Nm	22,6 Nm	15,8 Nm	27,1 Nm
15	34,0 Nm	28,0 Nm	25,0 Nm	-
16	46,0 Nm	31,0 Nm	26,0 Nm	-
18	52,0 Nm	35,0 Nm	45,0 Nm	-
22	79,0 Nm	68,0 Nm	46,0 Nm	-
28	76,0 Nm	68,0 Nm	96,0 Nm	-

Conversion: Nm x 0,74 = lbf ft

Inch


Recommended torque using 34027800 series sleeves

O/D Tube	Half Hard Copper	Nylon 11 & 12	Double Wall Brazed Steel
1/8"	50 lbf in	60 lbf in	60 lbf in
1/8"	80 lbf in	60 lbf in	60 lbf in
1/8"	80 lbf in	60 lbf in	80 lbf in
1/8"	115 lbf in	70 lbf in	110 lbf in
1/8"	35 lbf ft	20 lbf ft	25 lbf ft
1/8"	35 lbf ft	35 lbf ft	-
1/8"	60 lbf ft	35 lbf ft	-

Compression fittings

Metric

Ø 4 to 28 mm O/D tube



Tubing plug

Male O/D tube	
4	36 0509 02
5	36 0509 03
6	36 0509 04
8	36 0509 05
10	36 0509 06
12	36 0509 07
16	36 0509 08
22	36 0509 10



Straight stem adaptor

O/D Stem	BSPT	
5	R1/8	36 0531 03
6	R1/8	36 0531 04
6	R1/4	36 0531 10
8	R1/8	36 0531 05
8	R1/4	36 0531 11
10	R1/4	36 0531 12
10	R3/8	36 0531 20
12	R3/8	36 0531 21



Stem tailpiece adaptor

O/D Stem	Hose Bore	
4	5,0	36 0524 15
5	5,0	36 0524 16
6	6,3	36 0524 24
8	6,3	36 0524 25
10	10,0	36 0524 42
12	10,0	36 0524 43
16	12,5	36 0524 53
22	19,0	36 0524 67



Nippled stem connector

Male O/D tube	O/D Stem	
5	5	36 0625 03
6	6	36 0625 04
8	8	36 0625 05
10	10	36 0625 06
12	12	36 0625 07



Female tailpiece adaptor

O/D Tube	Hose Bore	
8	6,3	36 0522 25
16	12,5	36 0522 53



Bulkhead connector

O/D Tube	External thread	
4	M12 x 1,0	36 0508 02
5	M15 x 1,0	36 0508 03
6	M15 x 1,0	36 0508 04
8	M18 x 1,5	36 0508 05
10	M20 x 1,5	36 0508 06
12	M24 x 1,5	36 0508 07
16	M30 x 1,5	36 0508 08
22	M38 x 1,5	36 0508 10

Minimum bulkhead thickness 3mm.
Locknuts should be ordered separately.



Straight stem adaptor

O/D Stem	BSPP	
5	G1/8A	36 0521 03
6	G1/4A	36 0521 10
8	G1/8A	36 0521 05
8	G1/4A	36 0521 11
10	G3/8A	36 0521 20
12	G3/8A	36 0521 21
16	G1/2A	36 0521 31
22	G3/4A	36 0521 47
28	G1A	36 0521 62



Bulkhead locknut

Thread	
M12 x 1,0	36 0520 01
M15 x 1,0	36 0520 03
M18 x 1,5	36 0520 05
M20 x 1,5	36 0520 06
M24 x 1,5	36 0520 07
M30 x 1,5	36 0520 08
M38 x 1,5	36 0520 10
M48 x 1,5	36 0520 12



Nippled connector

Male O/D tube	
4	36 0632 02
5	36 0632 03
6	36 0632 04
8	36 0632 05
10	36 0632 06
12	36 0632 07

Compression fittings

Metric

Ø 4 to 28 mm O/D tube



Reducing connector

Female O/D tube	Male O/D tube	
4	5	36 0517 26
4	6	36 0517 27
4	8	36 0517 28
5	6	36 0517 37
5	8	36 0517 38
5	10	36 0517 39
5	12	36 0517 40
5	16	36 0517 41
6	8	36 0517 47
6	10	36 0517 48
6	12	36 0517 49
8	10	36 0517 56
8	12	36 0517 57
8	16	36 0517 58
10	12	36 0517 64
10	16	36 0517 65
12	16	36 0517 71
12	22	36 0517 73
16	28	36 0517 80
22	28	36 0517 87



Metric to inch adaptor

O/D Tube	Male O/D tube	
4	1/8	36 0526 02
4	5/32	36 0526 09
4	3/16	36 0526 15
4	1/4	36 0526 22
5	3/16	36 0526 16
6	3/16	36 0526 17
6	1/4	36 0526 24
8	1/4	36 0526 25
8	5/16	36 0526 32
10	3/8	36 0526 42
12	1/2	36 0526 52
16	5/8	36 0526 59



Nipped adaptor

O/D Tube	Female Thread	
4	10-32UNF	36 0643 00
6	M14 x 1,5	36 0553 34



Unequal connector

Male O/D tube	Female O/D tube	
4	8	36 0562 28
5	6	36 0562 37
5	8	36 0562 38
6	8	36 0562 47
6	10	36 0562 48
8	10	36 0562 56
8	12	36 0562 57
10	12	36 0562 64



Nipped adaptor

Male O/D tube	BSPT	
4	1/8	36 0556 02
5	1/8	36 0556 03
6	1/8	36 0556 04
8	1/8	36 0556 05
4	1/4	36 0556 08
5	1/4	36 0556 09
6	1/4	36 0556 10
8	1/4	36 0556 11
10	1/4	36 0556 12
8	3/8	36 0556 19
10	3/8	36 0556 20
12	3/8	36 0556 21
12	1/2	36 0556 30



Straight connector

O/D Tube	
4	36 0503 02
5	36 0503 03
6	36 0503 04
8	36 0503 05
10	36 0503 06
12	36 0503 07
15	37 0503 15
16	36 0503 08
18	37 0503 18
22	36 0503 10



Nipped adaptor

Male O/D tube	Female BSPP	
4	1/8	36 0557 02
5	1/8	36 0557 03
6	1/8	36 0557 04
6	1/4	36 0557 10
8	1/4	36 0557 11
8	3/8	36 0557 19
10	1/4	36 0557 12
10	3/8	36 0557 20
12	3/8	36 0557 21
12	1/2	36 0557 30



Bracketed straight connector

O/D Tube	
4	36 0552 02
6	36 0552 04
8	36 0552 05
10	36 0552 06
12	36 0552 07

Compression fittings

Metric

Ø 4 to 28 mm O/D tube

Straight male adaptor



O/D Tube	BSPT	
4	R1/8	36 0530 02
4	R1/4	36 0530 08
5	R1/8	36 0530 03
5	R1/4	36 0530 09
6	R1/8	36 0530 04
6	R1/4	36 0530 10
6	R3/8	36 0530 18
8	R1/8	36 0530 05
8	R1/4	36 0530 11
8	R3/8	36 0530 19
8	R1/2	36 0530 28
10	R1/8	36 0530 06
10	R1/4	36 0530 12
10	R3/8	36 0530 20
10	R1/2	36 0530 29
12	R1/4	36 0530 13
12	R3/8	36 0530 21
12	R1/2	36 0530 30
12	R3/4	36 0530 44
16	R3/8	36 0530 22
16	R1/2	36 0530 31
16	R3/4	36 0530 45

Straight male adaptor



O/D Tube	BSPP	
4	G1/8A	36 0504 02
4	G1/4A	36 0504 08
5	G1/8A	36 0504 03
5	G1/4A	36 0504 09
6	G1/8A	36 0504 04
6	G1/4A	36 0504 10
6	G3/8A	36 0504 18
8	G1/8A	36 0504 05
8	G1/4A	36 0504 11
8	G3/8A	36 0504 19
8	G1/2A	36 0504 28
10	G1/4A	36 0504 12
10	G3/8A	36 0504 20
10	G1/2A	36 0504 29
12	G1/4A	36 0504 13
12	G3/8A	36 0504 21
12	G1/2A	36 0504 30
16	G3/8A	36 0504 22
16	G1/2A	36 0504 31
16	G3/4A	36 0504 45
22	G1/2A	36 0504 33
22	G3/4A	36 0504 47
22	G1A	36 0504 60
28	G3/4A	36 0504 49
28	G1A	36 0504 62

Use with copper washer – see page 531

Straight male adaptor (NPTF)



O/D Tube	NPTF	
5	1/8	36 0532 03
5	1/4	36 0532 09
6	1/8	36 0532 04
6	1/4	36 0532 10
8	1/8	36 0532 05
8	1/4	36 0532 11
8	3/8	36 0532 19
10	1/4	36 0532 12
10	3/8	36 0532 20
10	1/2	36 0532 29
12	1/4	36 0532 13
12	3/8	36 0532 21
12	1/2	36 0532 30
16	1/2	36 0532 31

Straight male adaptor



O/D Tube	Metric Thread	
5	M8 x 1,0	36 0554 20
5	M10 x 1,0	36 0554 21
6	M10 x 1,0	36 0554 31
6	M12 x 1,0	36 0554 32
8	M12 X 1,5	36 0554 43
10	M14 X 1,5	36 0554 54

Use with copper washer – see page 531

Straight adaptor



O/D Tube	Female BSPP	
4	1/8	36 0505 02
5	1/8	36 0505 03
5	1/4	36 0505 09
6	1/8	36 0505 04
6	1/4	36 0505 10
8	1/8	36 0505 05
8	1/4	36 0505 11
8	3/8	36 0505 19
10	1/4	36 0505 12
10	3/8	36 0505 20
12	3/8	36 0505 21
12	1/2	36 0505 30
16	1/2	36 0505 31
22	3/4	36 0505 47
28	1	36 0505 62

Stem elbow connector



O/D Tube	O/D Stem	
5	5	36 0551 03
6	6	36 0551 04
8	8	36 0551 05
10	10	36 0551 06
12	12	36 0551 07
16	16	36 0551 08

Compression fittings

Metric

Ø 4 to 28 mm O/D tube



Elbow connector

O/D Tube	
4	36 0511 02
5	36 0511 03
6	36 0511 04
8	36 0511 05
10	36 0511 06
12	36 0511 07
16	36 0511 08
15	37 0511 15
22	36 0511 10
28	36 0511 12



Male elbow adaptor

O/D Tube	NPTF	
5	1/8	36 0331 03
6	1/8	36 0331 04
6	1/4	36 0331 10
8	1/8	36 0331 05
8	1/4	36 0331 11
10	3/8	36 0331 20
12	1/4	36 0331 13
12	3/8	36 0331 21
12	1/2	36 0331 30
16	1/2	36 0331 31



Bracketed elbow connector

O/D Tube	
4	36 0548 02
5	36 0548 03
6	36 0548 04
8	36 0548 05
10	36 0548 06
12	36 0548 07



Stem tee connector

O/D Tube	O/D Stem	
5	5	36 0550 03
6	6	36 0550 04
8	8	36 0550 05
10	10	36 0550 06
12	12	36 0550 07
16	16	36 0550 08



Female elbow adaptor

O/D Tube	Female BSPP	
4	G1/8	36 0555 02
5	G1/8	36 0555 03
6	G1/4	36 0555 10
8	G1/4	36 0555 11
10	G1/4	36 0555 12
10	G3/8	36 0555 20
12	G3/8	36 0555 21
12	G1/2	36 0555 30



90° stem tee connector

O/D Tube	O/D Stem	
6	6	36 0631 04
8	8	36 0631 05
10	10	36 0631 06
12	12	36 0631 07



Male elbow adaptor

O/D Tube	BSPT	
4	R1/8	36 0005 02
4	R1/4	36 0005 08
5	R1/8	36 0005 03
5	R1/4	36 0005 09
6	R1/8	36 0005 04
6	R1/4	36 0005 10
6	R3/8	36 0005 18
8	R1/8	36 0005 05
8	R1/4	36 0005 11
8	R3/8	36 0005 19
8	R1/2	36 0005 28
10	R1/4	36 0005 12
10	R3/8	36 0005 20
10	R1/2	36 0005 29
12	R1/4	36 0005 13
12	R3/8	36 0005 21
12	R1/2	36 0005 30
16	R1/2	36 0005 31
16	R3/4	36 0005 45



Side stem tee connector

O/D Tube	O/D Stem	
5	5	36 0626 03
6	6	36 0626 04
8	8	36 0626 05
10	10	36 0626 06
12	12	36 0626 07



Tee connector

O/D Tube	
4	36 0514 02
5	36 0514 03
6	36 0514 04
8	36 0514 05
10	36 0514 06
12	36 0514 07
16	36 0514 08
15	37 0514 15
22	36 0514 10
28	36 0514 12

Compression fittings

Metric

Ø 4 to 28 mm O/D tube



Bracketed tee connector

O/D Tube	
4	36 0549 02
6	36 0549 04
8	36 0549 05
10	36 0549 06
12	36 0549 07



Connector block

O/D Tube	
5	36 0202 03
10	36 0202 06

2 outlets. Others available



Male tee adaptor

O/D Tube	BSPT	
4	R1/8	36 0627 02
5	R1/8	36 0627 03
6	R1/8	36 0627 04
8	R1/4	36 0627 11
10	R1/4	36 0627 12
12	R3/8	36 0627 21



Single sided manifold


O/D Tube Outlet	O/D Tube inlet	
4	8	36 0304 28
6	12	36 0304 49
8	12	36 0304 57
10	16	36 0304 65
12	16	36 0304 71

4 outlets. Others available



Male side tee adaptor

O/D Tube	BSPT	
4	R1/8	36 0628 02
5	R1/8	36 0628 03
6	R1/8	36 0628 04
8	R1/4	36 0628 11
10	R1/4	36 0628 12
12	R3/8	36 0628 21



Double sided manifold

O/D Tube Outlet	O/D Tube inlet	
4	8	36 0406 28
5	8	36 0406 38
6	12	36 0406 49
10	16	36 0406 65
12	16	36 0406 71

6 outlets. Others available




'Y' connector

O/D Tube	
4	36 0558 02
5	36 0558 03
6	36 0558 04
8	36 0558 05
10	36 0558 06
12	36 0558 07
16	36 0558 08
22	36 0558 10



Tubing nut

O/D Tube	
4	36 0500 02
5	36 0500 03
6	36 0500 04
8	36 0500 05
10	36 0500 06
12	36 0500 07
15	37 0500 15
16	36 0500 08
18	37 0500 18
22	36 0500 10
28	36 0500 12



Four way connector

O/D Tube	
4	36 0516 02
5	36 0516 03
6	36 0516 04
8	36 0516 05
10	36 0516 06
12	36 0516 07
16	36 0516 08
22	36 0516 10
28	36 0516 12



Universal tubing sleeve
Metal and nylon tube

O/D Tube	
4	36 0501 02
5	36 0501 03
6	36 0501 04
8	36 0501 05
10	36 0501 06
12	36 0501 07
15	37 0501 15
16	36 0501 08
18	37 0501 18
22	36 0501 10
28	36 0501 12

Compression fittings

Metric

Ø 4 to 28 mm O/D tube



Tubing sleeve
Metal tube only

O/D Tube	
4	36 0549 02
5	36 0549 03
6	36 0549 04
8	36 0549 05
10	36 0549 06
12	36 0549 07



Elbow banjo body

O/D Tube	Bolt Thread	
4	1/8	18 051 0418
5	1/8	18 051 0518
6	1/8	18 051 0618
6	1/4	18 051 0628
8	1/8	18 051 0818*
8	1/4	18 051 0828
8	3/8	18 051 0838
10	1/4	18 051 1028*
10	3/8	18 051 1038
10	1/2	18 051 1048
12	1/2	18 051 1248

*To double stack these bodies order longer bolts
20P000018, 20P000028.



Elbow banjo assembly
Non-regulating

O/D Tube	BSP Parallel	
4	1/8	18 A51 0418**
5	1/8	18 A51 0518**
6	1/8	18 A51 0618**
6	1/4	18 A51 0628**
8	1/8	18 A51 0818**
8	1/4	18 A51 0828**
8	3/8	18 A51 0838**
10	1/4	18 A51 1028**
10	3/8	18 A51 1038**
10	1/2	18 A51 1048**
12	3/8	18 A51 1238**
12	1/2	18 A51 1248**

**Black plastic washers *Copper washers
Supplied complete with sealing washers.
Copper washers are available as bulk pack version on all series



Tee banjo body

O/D Tube	Bolt Thread	
6	1/8	18 071 0618
6	1/4	18 071 0628
8	1/4	18 071 0828
8	3/8	18 071 0838

* To double stack this body order longer bolt
20P000028.



Elbow banjo assembly
Regulating out
(screwdriver adjustable)

O/D Tube	BSP Parallel	
5	1/8	18 K51 0518
8	1/8	18 K51 0818
8	1/4	18 K51 0828

Supplied complete with sealing washers.
Pressure rating on this product is 10 bar.



Banjo bolt
Non regulating single stacking

BSP Parallel	
1/8	20A000018
1/4	20A000028
3/8	20A000038
1/2	20A000048

Supplied complete with sealing washers.



Tee banjo assembly
Non-regulating

O/D Tube	BSP Parallel	
5	1/8	18 A71 0518**
6	1/8	18 A71 0618**
6	1/4	18 A71 0628**
8	1/4	18 A71 0828**
8	3/8	18 A71 0838**
10	1/4	18 A71 1038*

**Black plastic washers *Copper washers
Supplied complete with sealing washers.



Banjo bolt
Non regulating double stacking

BSP Parallel	
1/8	20 B00 0018
1/8	20 P00 0018*
1/4	20 B00 0028
1/4	20 P00 0028*
3/8	20 B00 0038
1/2	20 B00 0048

Supplied complete with sealing washers.

Compression fittings

Metric

Ø 4 to 28 mm O/D tube

Regulating out banjo bolts Single stacking (screwdriver adjustable)



Flow	BSPP	
Reg-Out	G1/8A	20K000018
Reg-Out	G1/4A	20K000028
Reg-Out	G3/8 A	20K000038
Reg-Out	G1/2A	20K000048
Reg-In	G1/8A	20L000018
Reg-In	G1/4A	20L000028
Reg-In	G3/8A	20L000038
Reg-In	G1/2A	20L000048
Bi-Direc	G1/8A	20M000018
Bi-Direc	G1/4A	20M000028
Bi-Direc	G3/8A	20M000038
Bi-Direc	G1/2A	20M000048


Supplied complete with sealing washers.
Pressure rating on this product is 10 bar.



Hobbs elbow adaptor

O/D Tube	BSPP	
4	1/8	36 0541 02
4	1/4	36 0541 08
5	1/8	36 0541 03
5	1/4	36 0541 09
6	1/8	36 0541 04
6	1/4	36 0541 10
6	3/8	36 0541 18
8	1/8	36 0541 05
8	1/4	36 0541 11
8	3/8	36 0541 19
8	1/2	36 0541 28
10	1/4	36 0541 12
10	3/8	36 0541 20
12	1/4	36 0541 13
12	3/8	36 0541 21
16	3/8	36 0541 22
16	1/2	36 0541 31
16	3/4	36 0541 45
22	1/2	36 0541 33
22	3/4	36 0541 47
28	1	36 0541 62

Hobbs straight connector



BSPP	BSPP	
1/8	1/8	36 0543 01
1/4	1/4	36 0543 02
1/4	1/8	36 0543 11
3/8	3/8	36 0543 03
3/8	1/4	36 0543 20
3/4	3/4	36 0543 06
3/4	1/2	36 0543 36
1/2	1/2	36 0543 04
1/2	3/8	36 0543 28
1	3/4	36 0543 47
1	1	36 0543 08

Hobbs coned locknut



For BSP	
1/8	36 054 001
1/4	36 054 002
3/8	36 054 003
1/2	36 054 004
3/4	36 054 006

Hobbs seal



For BSP	
1/8	34 0156 01
1/4	34 0156 02
3/8	34 0156 03
1/2	34 0156 04
3/4	34 0156 06
1	34 0156 08




Hobbs tee adaptor

O/D Tube	BSPP	
4	1/4	36 0542 08
5	1/8	36 0542 03
6	1/8	36 0542 04
6	1/4	36 0542 10
6	3/8	36 0542 18
8	1/8	36 0542 05
8	1/4	36 0542 11
8	3/8	36 0542 19
8	1/2	36 0542 28
10	1/4	36 0542 12
10	3/8	36 0542 20
10	1/2	36 0542 29
12	1/4	36 0542 13
12	1/2	36 0542 30
16	3/8	36 0542 22
16	1/2	36 0542 31
22	1/2	36 0542 33
22	3/4	36 0542 47
28	3/4	36 0542 49

Compression fittings

Inch

Ø 3/16" to 3/4" O/D tube



Tubing plug

Male O/D tube	
3/16	34 0036 03
1/4	34 0036 04
5/16	34 0036 05
3/8	34 0036 06
1/2	34 0036 07
5/8	34 0036 08
3/4	34 0036 09




Bulkhead adaptor

O/D Tube	External BSP thread	
3/16	1/4	34 0021 03
1/4	3/8	34 0021 04
5/16	3/8	34 0021 05
3/8	1/2	34 0021 06
1/2	3/4	34 0021 07
5/8	7/8	34 0021 08
3/4	1	34 0021 09

Locknut to be ordered separately

* This fitting has an 1/8 BSP female thread at the hexagonal end.



Stem tailpiece adaptor

O/D Stem	Hose Bore	
3/16	3/16	34 0056 03
1/4	1/4	34 0056 04
5/16	5/16	34 0056 05
3/8	3/8	34 0056 06
1/2	1/2	34 0056 07
3/4	3/4	34 0056 09



Bulkhead locknut

BSP Thread	
1/8	34 0223 01
1/4	34 0223 02
3/8	34 0223 03
1/2	34 0223 04
3/4	34 0223 06
7/8	34 0223 07
1	34 0223 08



Female tailpiece adaptor

O/D Tube	Hose Bore	
5/16	1/4	34 0322 39



Straight stem adaptor

O/D Stem	BSPT	
3/16	1/8	34 0343 08
5/16	1/4	34 0343 17
1/2	3/8	34 0343 27



Nipped connector

Male O/D tube	
3/16	34 0291 03
1/4	34 0291 04
5/16	34 0291 05
3/8	34 0291 06
1/2	34 0291 07



Nipped stem connector

Male O/D tube	O/D Stem	
3/16	3/16	34 0013 03
1/4	1/4	34 0013 04
5/16	5/16	34 0013 05
3/8	3/8	34 0013 06
1/2	1/2	34 0013 07
5/8	5/8	34 0013 08
3/4	3/4	34 0013 09



Reducing connector

Male O/D tube	Female O/D tube	
1/4	3/16	34 0352 31
5/16	3/16	34 0352 32
5/16	1/4	34 0352 39
3/8	3/16	34 0352 33
3/8	1/4	34 0352 40
3/8	5/16	34 0352 46
1/2	3/16	34 0352 34
1/2	1/4	34 0352 41
1/2	5/16	34 0352 47
1/2	3/8	34 0352 52
5/8	5/16	34 0352 48
5/8	3/8	34 0352 53
5/8	1/2	34 0352 57
3/4	3/8	34 0352 54
3/4	1/2	34 0352 58

Compression fittings

Inch

Ø 3/16" to 3/4" O/D tube



Unequal connector

Male O/D tube	Female O/D tube	
3/16	5/16	34 0345 32
1/4	5/16	34 0345 39
5/16	3/8	34 0345 46
5/16	1/2	34 0345 47



Straight male adaptor

O/D Tube	BSPT	
3/16	1/8	34 0346 08
3/16	1/4	34 0346 15
1/4	1/8	34 0346 09
1/4	1/4	34 0346 16
5/16	1/8	34 0346 10
5/16	1/4	34 0346 17
5/16	3/8	34 0346 25
5/16	1/2	34 0346 34
3/8	1/8	34 0346 11
3/8	1/4	34 0346 18
3/8	3/8	34 0346 26
3/8	1/2	34 0346 35
1/2	1/4	34 0346 19
1/2	3/8	34 0346 27
1/2	1/2	34 0346 36
1/2	3/4	34 0346 53
5/8	3/8	34 0346 28
5/8	1/2	34 0346 37
3/4	1/2	34 0346 38
3/4	3/4	34 0346 55



Straight connector

O/D Tube	
3/16	34 0007 03
1/4	34 0007 04
5/16	34 0007 05
3/8	34 0007 06
1/2	34 0007 07
5/8	34 0007 08
3/4	34 0007 09



Bracketed straight connector

O/D Tube	
3/16	34 0009 03
1/4	34 0009 04
5/16	34 0009 05
3/8	34 0009 06
1/2	34 0009 07



Straight male adaptor

O/D Tube	BSPP	
3/16	1/8	34 0348 08
1/4	1/8	34 0348 09
1/4	1/4	34 0348 16
5/16	1/8	34 0348 10
5/16	1/4	34 0348 17
5/16	1/2	34 0348 34
3/8	1/4	34 0348 18
3/8	3/8	34 0348 26
3/8	1/2	34 0348 35
1/2	3/8	34 0348 27
1/2	1/2	34 0348 36

Use with copper washer – see page 531 .



Nippled adaptor

Male O/D tube	BSPT	
3/16	1/8	34 0350 08
1/4	1/8	34 0350 09
5/16	1/4	34 0350 17
3/8	1/4	34 0350 18
1/2	1/4	34 0350 19
5/16	3/8	34 0350 25
3/8	3/8	34 0350 26
1/2	3/8	34 0350 27
1/2	1/2	34 0350 36



Straight male adaptor

O/D Tube	NPTF	
3/16	1/8	34 0347 08
3/16	1/4	34 0347 15
1/4	1/8	34 0347 09
1/4	1/4	34 0347 16
5/16	1/8	34 0347 10
5/16	1/4	34 0347 17
5/16	3/8	34 0347 25
5/16	1/2	34 0347 34
3/8	1/4	34 0347 18
3/8	3/8	34 0347 26
3/8	1/2	34 0347 35
1/2	1/4	34 0347 19
1/2	3/8	34 0347 27
1/2	1/2	34 0347 36
5/8	1/2	34 0347 37



Nippled adaptor

Male O/D tube	Female BSPP	
3/16	1/8	34 0351 08
1/4	1/8	34 0351 09
5/16	1/4	34 0351 17
3/8	3/8	34 0351 26
1/2	3/8	34 0351 27
1/2	1/2	34 0351 36

Compression fittings

Inch

Ø 3/16" to 3/4" O/D tube




Straight adaptor

O/D Tube	Female BSPP	
3/16	1/8	34 0344 08
3/16	1/4	34 0344 15
1/4	1/8	34 0344 09
1/4	1/4	34 0344 16
5/16	1/8	34 0344 10
5/16	1/4	34 0344 17
5/16	3/8	34 0344 25
5/16	1/2	34 0344 34
3/8	1/4	34 0344 18
3/8	3/8	34 0344 26
1/2	3/8	34 0344 27
1/2	1/2	34 0344 36
5/8	3/8	34 0344 28
5/8	1/2	34 0344 37
3/4	3/4	34 0344 55
3/4	1	34 0344 71



Bracketed elbow connector

O/D Tube	
3/16	34 0064 03
1/4	34 0064 04
5/16	34 0064 05
1/2	34 0064 07



Universal stem elbow

O/D Stem	
1/4	34 0292 04
5/16	34 0292 05
3/8	34 0292 06
1/2	34 0292 07



Male elbow adaptor

O/D Tube	BSPT	
3/16	1/8	34 0330 08
3/16	1/4	34 0330 15
1/4	1/8	34 0330 09
1/4	1/4	34 0330 16
5/16	1/8	34 0330 10
5/16	1/4	34 0330 17
5/16	3/8	34 0330 25
3/8	1/4	34 0330 18
3/8	3/8	34 0330 26
1/2	1/4	34 0330 19
1/2	3/8	34 0330 27
1/2	1/2	34 0330 36
5/8	3/8	34 0330 28
5/8	1/2	34 0330 37
5/8	3/4	34 0330 54
3/4	3/4	34 0330 55



Stem elbow connector

O/D Tube	O/D Stem	
3/16	3/16	34 0057 03
1/4	1/4	34 0057 04
5/16	5/16	34 0057 05
3/8	3/8	34 0057 06
1/2	1/2	34 0057 07
5/8	5/8	34 0057 08
3/4	3/4	34 0057 09



Female elbow adaptor

O/D Tube	Female BSP	
3/16	1/8	34 0328 08
3/16	1/4	34 0328 15
1/4	1/8	34 0328 09
1/4	1/4	34 0328 16
5/16	1/8	34 0328 10
5/16	1/4	34 0328 17
5/16	3/8	34 0328 25
3/8	1/4	34 0328 18
3/8	3/8	34 0328 26
1/2	1/4	34 0328 19
1/2	3/8	34 0328 27
1/2	1/2	34 0328 36
5/8	1/2	34 0328 37
3/4	3/4	34 0328 55



Elbow connector

O/D Tube	
3/16	34 0060 03
1/4	34 0060 04
5/16	34 0060 05
3/8	34 0060 06
1/2	34 0060 07
5/8	34 0060 08
3/4	34 0060 09




Male elbow adaptor

O/D Tube	NPTF	
3/16	1/8	34 0331 08
1/4	1/8	34 0331 09
3/8	1/4	34 0331 18
1/2	1/2	34 0331 36
5/8	1/2	34 0331 37

Compression fittings

Inch

Ø 3/16" to 3/4" O/D tube



Universal stem tee

O/D Stem	
3/16	34 0342 03
1/4	34 0342 04
5/16	34 0342 05
3/8	34 0342 06



Bracketed tee connector

O/D Tube	
3/16	34 0293 03
1/4	34 0293 04
5/16	34 0293 05
3/8	34 0293 06
1/2	34 0293 07



Stem tee connector

O/D Tube	O/D Stem	
3/16	3/16	34 0339 03
1/4	1/4	34 0339 04
5/16	5/16	34 0339 05
3/8	3/8	34 0339 06
1/2	1/2	34 0339 07



Female tee adaptor

O/D Tube	Female BSP	
1/4	1/8	34 0335 09
5/16	1/4	34 0335 17
3/8	1/4	34 0335 18
1/2	3/8	34 0335 27

Centre leg = BSP



90° Stem tee connector

O/D Tube	O/D Stem	
3/16	3/16	34 0340 03
1/4	1/4	34 0340 04
5/16	5/16	34 0340 05
3/8	3/8	34 0340 06
1/2	1/2	34 0340 07



Side tee adaptor

O/D Tube	Female BSP	
3/16	1/8	34 0337 08
5/16	1/4	34 0337 17
1/2	3/8	34 0337 27



Side stem tee connector

O/D Tube	O/D Stem	
3/16	3/16	34 0341 03
1/4	1/4	34 0341 04
5/16	5/16	34 0341 05
3/8	3/8	34 0341 06
1/2	1/2	34 0341 07
5/8	5/8	34 0341 08



Male tee adaptor

O/D Tube	BSPT	
3/16	1/8	34 0334 08
1/4	1/8	34 0334 09
5/16	1/4	34 0334 17
3/8	1/4	34 0334 18
1/2	3/8	34 0334 27
1/2	1/2	34 0334 36



Tee connector

O/D Tube	O/D Tube	
3/16	3/16	34 0290 03
1/4	1/4	34 0290 04
5/16	5/16	34 0290 05
3/8	3/8	34 0290 06
1/2	1/2	34 0290 07
5/8	5/8	34 0290 08
3/4	3/4	34 0290 09
1/2	5/16	34 0290 47*

* centre leg 5/16 O/D tube.



Male side tee adaptor

O/D Tube	BSPT	
3/16	1/8	34 0336 08
5/16	1/4	34 0336 17
3/8	1/4	34 0336 18
1/2	3/8	34 0336 27

Compression fittings


Inch

Ø 3/16" to 3/4" O/D tube



'Y' Connector

O/D Tube	
3/16	34 0127 03
1/4	34 0127 04
5/16	34 0127 05
3/8	34 0127 06
1/2	34 0127 07



Double sided manifold

O/D Tube Outlet	O/D Tube inlet	
5/16	3/16	34 0404 32
1/2	1/4	34 0404 41
1/2	5/16	34 0404 47
5/8	3/8	34 0404 53

4 Outlets. Others available



Bracketed 'Y' connector

O/D Tube	
5/16	34 0333 05
1/2	34 0333 07



Tubing nut

O/D Tube	
3/16	34 0279 03
1/4	34 0279 04
5/16	34 0279 05
3/8	34 0279 06
1/2	34 0279 07
5/8	34 0279 08
3/4	34 0279 09



Four way connector

O/D Tube	
1/4	34 0131 04
5/16	34 0131 05
3/8	34 0131 06
1/2	34 0131 07



Universal tubing sleeve
Metal and nylon tube

O/D Tube	
3/16	34 0278 03
1/4	34 0278 04
5/16	34 0278 05
3/8	34 0278 06
1/2	34 0278 07
5/8	34 0278 08
3/4	34 0278 09




Four way stem connector

O/D Tube	O/D Stem	
5/16	5/16	34 0134 05
1/2	1/2	34 0134 07




Tubing sleeve
Metal tube only

O/D Tube	
3/16	34 0003 03
1/4	34 0003 04
5/16	34 0003 05
3/8	34 0003 06
1/2	34 0003 07



Connector block

Outlets	O/D Tube	
4	3/16	34 0017 03
6	5/16	34 0019 05




Hobbs coned locknut

BSP	
1/8	34 0155 01
1/4	34 0155 02
3/8	34 0155 03
1/2	34 0155 04
3/4	34 0155 06
1	34 0155 08

Compression fittings

Inch

Ø 3/16" to 3/4" O/D tube



Hobbs seal

BSP	
1/8	34 0156 01
1/4	34 0156 02
3/8	34 0156 03
1/2	34 0156 04
3/4	34 0156 06
1	34 0156 08




Single sided manifold

O/D Tube Outlet	O/D Tube inlet	Outlets	
3/16	5/16	6	34 0306 32
1/4	1/2	4	34 0304 41
1/4	1/2	6	34 0306 41
1/2	3/4	4	34 0304 58




Hobbs elbow adaptor

O/D Tube	BSP Parallel	
3/16	1/8	34 0338 08
3/16	1/4	34 0338 15
1/4	1/8	34 0338 09
1/4	1/4	34 0338 16
5/16	1/8	34 0338 10
5/16	1/4	34 0338 17
5/16	3/8	34 0338 25
3/8	1/4	34 0338 18
3/8	3/8	34 0338 26
1/2	1/4	34 0338 19
1/2	3/8	34 0338 27
1/2	1/2	34 0338 36
5/8	1/2	34 0338 37
5/8	3/4	34 0338 54
3/4	3/4	34 0338 55
3/4	1	34 0338 71



Bonded washer

BSP	
1/8	48 0215 01
1/4	48 0215 02
3/8	48 0215 03
1/2	48 0215 04
5/8	48 0215 05
3/4	48 0215 06



Folded copper washer

BSP Thread	Metric Thread	Inch Thread	
1/8	-	3/8 x 24TPI	48 0213 01
1/4	-	-	48 0213 02
3/8	M16	-	48 0213 03
1/2	-	-	48 0213 04
5/8	-	-	48 0213 05
3/4	-	-	48 0213 06
7/8	M30	-	48 0213 07
1	M33	-	48 0213 08
1 1/4	-	-	48 0213 09
-	-	7/16 x 24TPI	48 0213 27
-	M14	9/16 x 24TPI	48 0213 29
-	-	3/4 x 24TPI	48 0213 30
-	M8	-	48 0213 41
-	M10	-	48 0213 42
-	M12	-	48 0213 43