

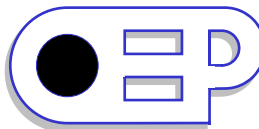
Tolerance on all dimensions in millimetres: +/- 0.1mm unless stated otherwise.
Inches shown in brackets. Tolerance on dimensions in inches: +/- 0.005"
Pin size: 0.7mm (0.0276")

Electrical characteristics:

Winding ratio: 1+1:2+2
 DC resistance (+/- 15%):
 Primaries: 10.3 + 10.3. Secondaries: 59.5 + 59.5
 Impedance: primaries: 150 ohms + 150 ohms
 secondaries: 600 ohms + 600 ohms
 Inductance, measured at 1kHz, 0.27V
 (series equivalent circuit):
 Primary: 125mH + 125mH (nominal)
 Secondary: 500mH + 500mH (nominal)
 Proof voltage: primaries to screen: 1kVrms
 screen to secondaries: 1kVrms
 Frequency range: 30Hz - 35kHz +/- 1.5dB.
 Power: 100mW @ 300Hz and 1mW @ 30Hz
 Distortion: less than 1% T.H.D. 600 ohms 30Hz - 35kHz
 measured at 0dBm. See page 2
 Operating temperature range: 0 to +70°C
 Storage temperature range: -25°C to + 120°C
N.B. Do not pass DC through windings

Materials: all materials are UL94V-0 rated

Bobbin and box material: FR530
 UL file number: E69578(M)
 or 'Polyplastics Co. Ltd
 Material name: 1140 A(C)
 UL file no. E109088(M)
 2-part epoxy resin type 3300A and 3300B
 UL file number 218090
 or Epoxylite EIP4728: UL file no. E143115
 Core: class B (49% Ni) EE laminations
 Winding wire: ECW. UL file no. E174837
 Tape: 3M No. 56 polyester or equivalent



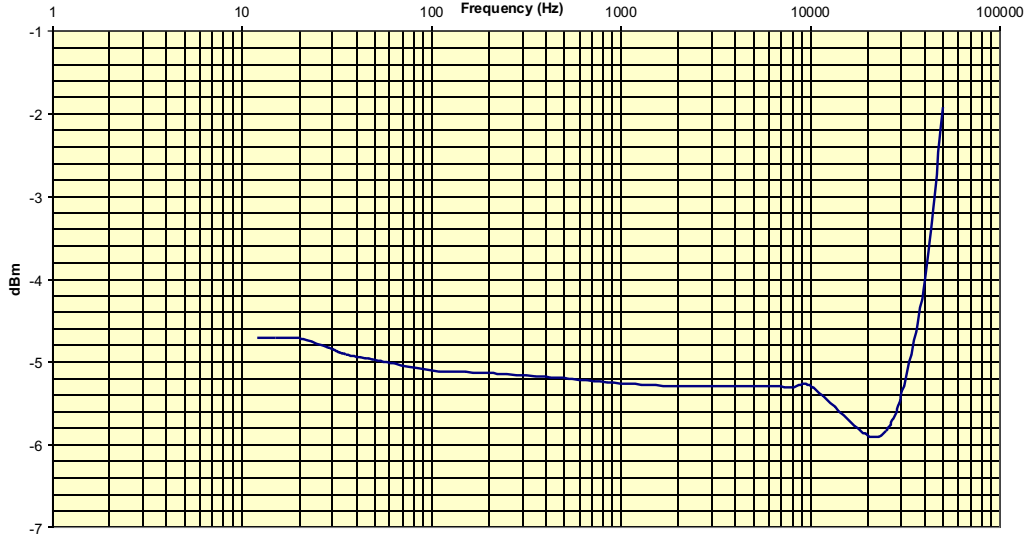
Walters Group Holdings Ltd.
 Unit 5, Oxonian Park, Langford Locks,
 Kidlington, Oxfordshire. OX5 1FP
 Tel: (01865) 855085 Fax: (01865) 855075
 Website: www.oep.co.uk

DESCRIPTION	ISSUE	DATE	DRAWN	CHECKED	DRAWING NUMBER
Specification for A262A2E page 1 of 2	1	04/05/04	CS		A262A2E
	5	21/05/08	CS		
	6	27/03/08	CS		
	7	04/07/12	CS		

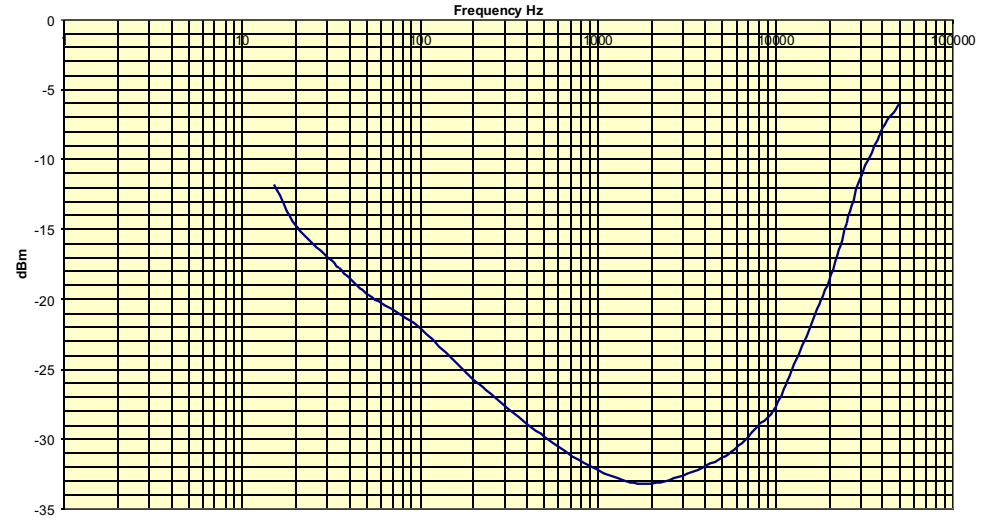
Scale:nts

All dimensions in mm unless stated otherwise

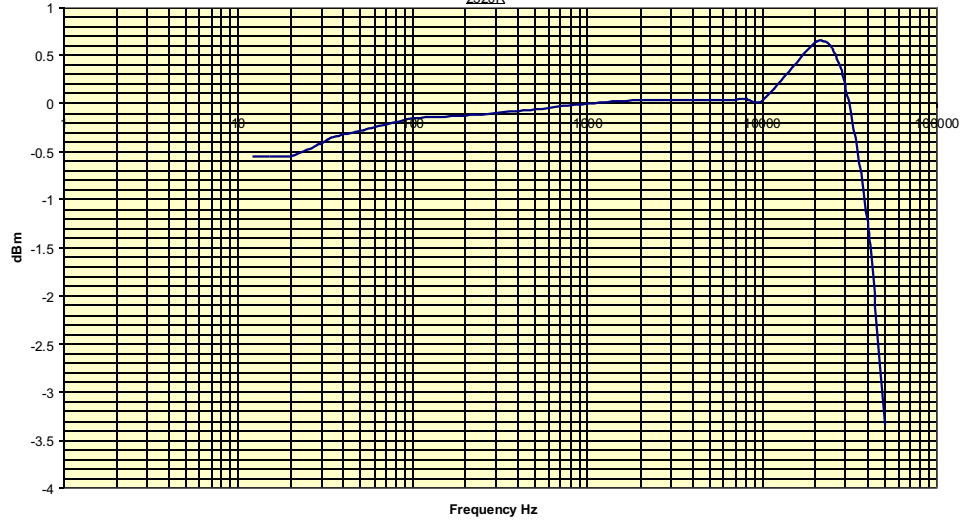
Insertion loss: source impedance 600R, level 0dBm, primaries in series, secondaries in series and loaded with 2320R




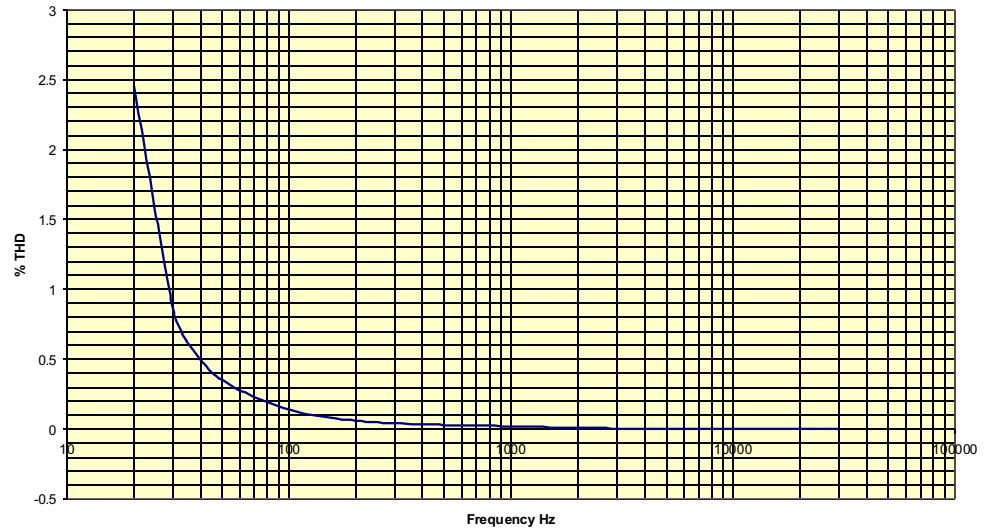
Return loss: source impedance 50R, level 0dBu, primary windings in series, secondaries in series loaded with 2320R



Frequency response: primary windings in series, source impedance: 600R, level: 0dBm, secondaries in series and loaded with 2320R



Distortion: primary windings in series, source impedance: 600R level 0dBm, secondaries in series and loaded with 2320R



Walters Group Holdings Ltd.
 Unit 5, Oxonian Park, Langford Locks,
 Kidlington, Oxfordshire. OX5 1FP
 Tel: (01865) 855085 Fax: (01865) 855075
 Website: www.oep.co.uk

DESCRIPTION	ISSUE	DATE	DRAWN	CHECKED	DRAWING NUMBER
Specification for A262A2E page 2 of 2	1	04/05/04	CS		A262A2E
	5	21/05/08	CS		
	6	27/03/08	CS		
	7	04/07/12	CS		

Scale:nts

All dimensions in mm unless stated otherwise