


LINEAR SCALE ABS AT715

ABSOLUTE Linear Encoder for DRO Systems

Bulletin No. 1986

NEW!
Now with
5 year
warranty!



ABSOLUTE® electromagnetic induction-type linear encoder technology makes the AT715 scale contamination resistant in the toughest machine tool environments.

Mitutoyo

ABSOLUTE® Linear Scale ABS AT715 achieves IP67 environmental resistance standard



Features: Absolute Linear Scale ABS AT715

- ABSOLUTE® electromagnetic induction system achieves an IP67 rating to resist the harshest contamination found in machine tool environments.
- Detects and outputs an absolute position - no reference point setup needed at every power-on.



Order No.	L ₀ : Effective length inch(mm)	L ₁ : Maximum travel length inch(mm)	L ₂ : Mounting hole pitch inch(mm)	L ₃ : Mounting hole pitch inch(mm)	L ₄ : Total length inch(mm)	L ₅ : Middle support position inch(mm)	L ₆ : Middle support position inch(mm)	L ₇ : Middle support position inch(mm)	Cable inch(m)
539-801	3.94"(100)	4.72"(120)	10.16"(258)	9.53"(242)	10.94"(278)	—	—	—	138"(3.5)
539-802	5.91"(150)	6.69"(170)	12.13"(308)	11.50"(292)	12.91"(328)	—	—	—	138"(3.5)
539-803	7.87"(200)	8.66"(220)	14.09"(358)	13.46"(342)	14.88"(378)	—	—	—	138"(3.5)
539-804	9.84"(250)	10.63"(270)	16.06"(408)	15.43"(392)	16.85"(428)	—	—	—	138"(3.5)
539-805	11.81"(300)	12.99"(330)	18.43"(468)	17.80"(452)	19.21"(488)	—	—	—	138"(3.5)
539-806	13.78"(350)	14.96"(380)	20.39"(518)	19.76"(502)	21.18"(538)	—	—	—	138"(3.5)
539-807	15.75"(400)	16.93"(430)	22.36"(568)	21.73"(552)	23.15"(588)	—	—	—	138"(3.5)
539-808	17.72"(450)	18.90"(480)	24.33"(618)	23.70"(602)	25.12"(638)	—	—	—	138"(3.5)
539-809	19.69"(500)	21.26"(540)	26.69"(678)	26.06"(662)	27.48"(698)	13.35"(339)	13.03"(331)	—	138"(3.5)
539-811	23.62"(600)	25.20"(640)	30.63"(778)	30.00"(762)	31.42"(798)	15.31"(389)	15.00"(381)	—	138"(3.5)
539-813	27.56"(700)	29.13"(740)	34.57"(878)	33.94"(862)	35.35"(898)	17.28"(439)	16.97"(431)	—	138"(3.5)
539-814	29.53"(750)	30.71"(780)	36.14"(918)	35.51"(902)	36.93"(938)	18.07"(459)	17.76"(451)	—	138"(3.5)
539-815	31.50"(800)	33.07"(840)	38.50"(978)	37.87"(962)	39.29"(998)	19.25"(489)	18.94"(481)	—	138"(3.5)
539-816	35.43"(900)	37.01"(940)	42.44"(1078)	41.81"(1062)	43.23"(1098)	21.22"(539)	20.91"(531)	—	138"(3.5)
539-817	39.37"(1000)	40.94"(1040)	46.38"(1178)	45.75"(1162)	47.17"(1198)	23.19"(589)	22.87"(581)	—	197"(5)
539-818	43.31"(1100)	44.88"(1140)	50.31"(1278)	49.69"(1262)	51.10"(1298)	16.69"(424)	16.38"(416)	16.93"(430)	197"(5)
539-819	47.24"(1200)	48.82"(1240)	54.25"(1378)	53.62"(1362)	55.04"(1398)	18.07"(459)	17.76"(451)	18.11"(460)	197"(5)
539-820	51.18"(1300)	52.76"(1340)	58.19"(1478)	57.56"(1462)	58.98"(1498)	19.45"(494)	19.13"(486)	19.29"(490)	197"(5)
539-821	55.12"(1400)	56.69"(1440)	62.13"(1578)	61.50"(1562)	62.91"(1598)	20.63"(524)	20.31"(516)	20.87"(530)	197"(5)
539-822	59.06"(1500)	60.63"(1540)	66.06"(1678)	65.43"(1662)	66.85"(1698)	22.01"(559)	21.69"(551)	22.05"(560)	197"(5)
539-823	62.99"(1600)	64.57"(1640)	70.00"(1778)	69.37"(1762)	70.79"(1798)	18.07"(459)	17.76"(451)	16.93"(430)	197"(5)
539-824	66.93"(1700)	68.50"(1740)	73.94"(1878)	73.31"(1862)	74.72"(1898)	18.86"(479)	18.54"(471)	18.11"(460)	197"(5)
539-825	70.87"(1800)	72.44"(1840)	77.87"(1978)	77.24"(1962)	78.66"(1998)	18.07"(459)	17.76"(451)	20.87"(530)	197"(5)
539-860	80"(2000)	80.31"(2040)	85.75"(2178)	85.12"(2162)	86.54"(2198)	21.22"(539)	20.91"(531)	21.65"(550)	197"(5)
539-861	88"(2200)	88.19"(2240)	93.62"(2378)	92.99"(2362)	94.41"(2398)	18.46"(469)	18.15"(461)	18.90"(480)	197"(5)
539-862	96"(2400)	96.06"(2440)	101.50"(2578)	100.87"(2562)	102.28"(2598)	20.04"(509)	19.72"(501)	20.47"(520)	276"(7)*
539-863	100"(2500)	100.00"(2540)	105.43"(2678)	104.80"(2662)	106.22"(2698)	20.83"(529)	20.51"(521)	21.26"(540)	276"(7)*
539-864	104"(2600)	103.94"(2640)	109.37"(2778)	108.74"(2762)	110.16"(2798)	21.61"(549)	21.30"(541)	22.05"(560)	276"(7)*
539-865	112"(2800)	111.81"(2840)	117.24"(2978)	116.61"(2962)	118.03"(2998)	19.25"(489)	18.94"(481)	19.69"(500)	276"(7)*
539-866	120"(3000)	119.68"(3040)	125.12"(3178)	124.49"(3162)	125.91"(3198)	20.83"(529)	20.51"(521)	20.87"(530)	276"(7)*

* Length is combination of 5m cable plus 2m extension cable

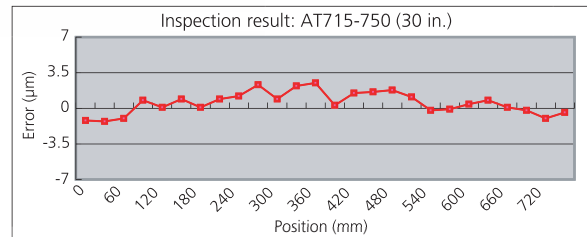
Linear Scale ABS AT715



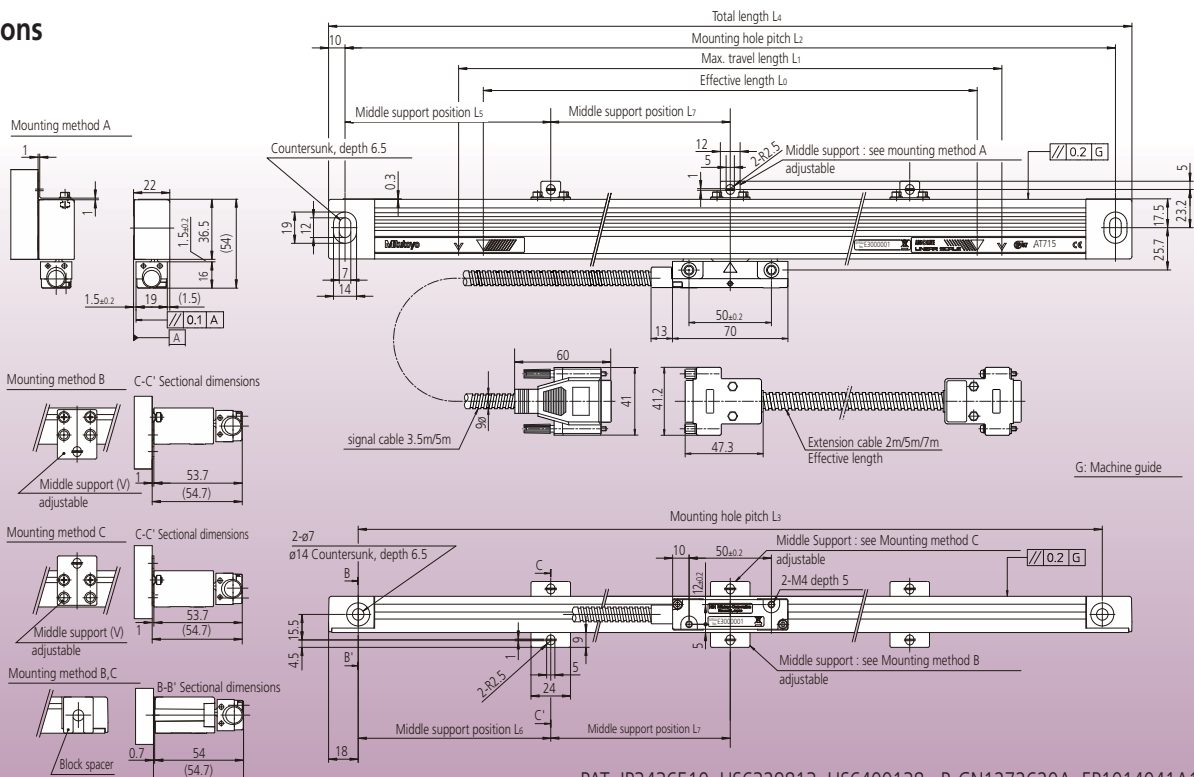
Specifications

Detecting system	Electromagnetic induction system*
Resolution	.000005"/.00005"/.0001"/.0005" (0.0001mm/0.0005mm/0.0010mm/0.005mm) (switchable by KA counter setting)
Travel range	4.72" - 119.68" (120mm - 3040mm)
Accuracy 68°F(20°C)	100-500mm ±5µm, 600-1800mm ±7µm, 2000-3000mm ±10µm
Response speed	50m/min.
Dust/water protection	IP67
Sliding force	Less than 5N
Applicable counter	KA counter and KLD-200 counter (with limit signal output function)
Extension cable (optional)	79" (2m): 09AAB674A 197" (5m): 09AAB674B 276" (7m): 09AAB674C

*Patented in Japan, USA, India, China, Europe



Dimensions



PAT. JP3436510, US6329813, US6400138 P. CN1272620A, EP1014041A1

KA Counter for multiple use applications — Mill/Lathe/Grinder and other general uses, high-performance that's cost-effective, user friendly



174-173A (2 Axis)



174-175A (3 Axis)

Specifications

Inch / (mm)

Order No.	120V AC	174-173A	174-175A
Scale input ports		2 ⁻¹	3
Resolution		.000005", .00005, .0001", .0005" (0.0001mm, 0.0005mm, 0.001mm, 0.005mm) (selectable)	
Display		7-digit LED and a negative [-] sign	
Functions		Zero-setting, preset, counting direction setting, mm/inch conversion, 1/2 calculation, ABS/INC coordinate selection, diameter display, tool offsets, addition of 2-scale data (3 axis model only), zero approach machining, bolt-hole circle machining, pitch machining, touch-signal probe input	
Applicable scale unit		AT100 series (Glass) and ABS AT715 (Electromagnetic Induction)	
Power supply		120V AC, 50/60Hz	
Operating temperature		32°F to 104°F (0°C to 40°C)	
Mass		2.43 lbs. (1.1kg)	2.65 lbs. (1.2kg)

⁻¹: Available as a 1-axis counter by changing the parameter setting

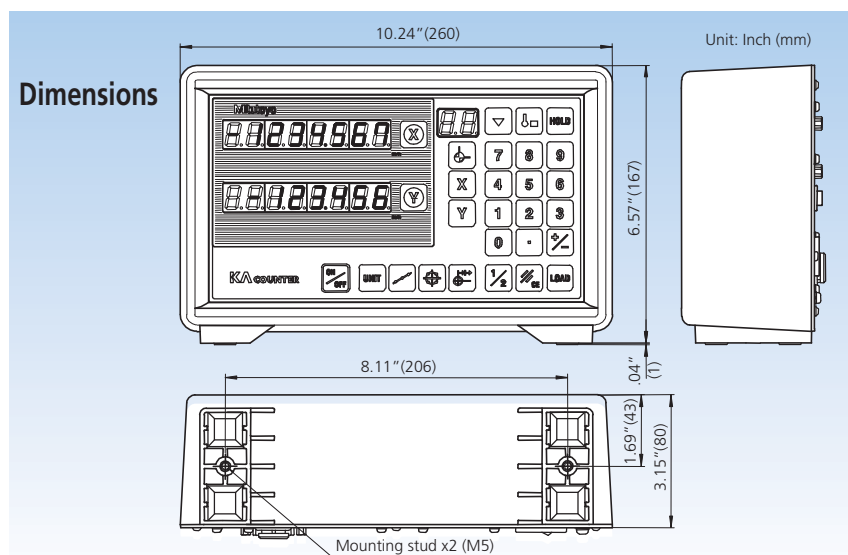
Optional accessory

RS-232C codeout unit: **09CAB217**

Touch signal probe:

938140 ø.79" (ø20mm) shank

935094 ø1.26" (ø32mm) shank



KA Counter

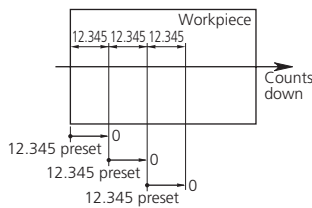
Zero-setting

The display can be set to "0" (zero) at any scale position.



Preset

This function allows the user to enter a numeric value on the counter display. Any preset value can be retrieved whenever necessary.

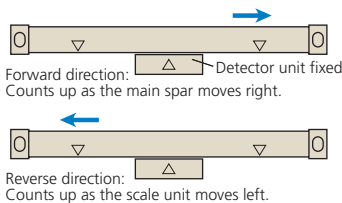


Resolution setting

The most suitable resolution can be selected to meet measuring applications. Available resolutions depend upon the Counter to be used.

Counting direction setting

The counting up direction can be selected.



mm/inch conversion

The counting unit can be changed between "mm" and "inch" (or between "mm" and "E (=1/25.4mm)" depending on the model.)

1/2 calculation

This function halves the display value.

Lower digit blanking out

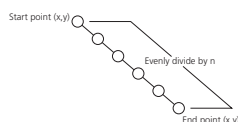
Unnecessary lower digits (up to 9 digits of the lowest digits) can be blanked out.

Memory backup

The backup battery retains the most recent display value even when the counter is off.

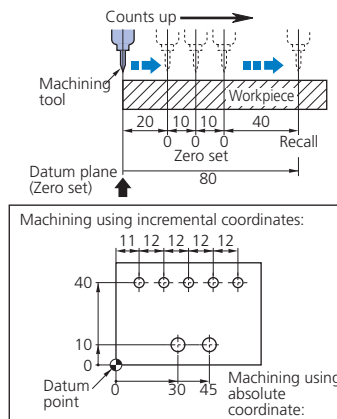
Pitch machining

This mode allows the line between any two points in the X-Y plane to be divided into any number of equally spaced divisions.



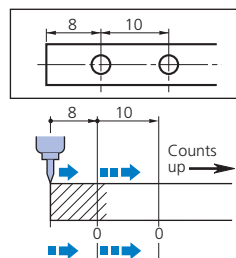
Absolute/incremental coordinate selection

For each axis, the measured value can be displayed in either absolute (ABS) or incremental (INC) coordinates. This function is useful by enabling incremental mode operations to be performed while the workpiece datum point is retained ready to use for operations based on absolute mode coordinates.



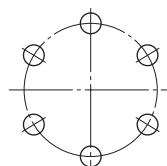
Zero approach machining [INC mode]

Zero approach machining can be repeated at a preset interval without error. Since the counter keeps the total displacement in the absolute coordinate system, cumulative error is automatically eliminated at each tool position.



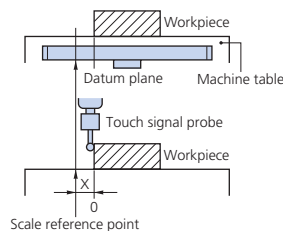
Bolt-hole circle machining

Drilling positions along the circumference of a bolt-hole circle in the absolute zero approach mode can be easily displayed by entering the center coordinates, diameter, and number of divisions of the base circle.



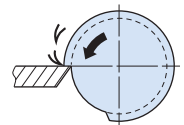
Scale reference point setting (AT100 Series)

The distance from a scale reference point to the machine origin can be registered as an offset value, and will be retained even when the power is off (hold function). When the power is turned on again, the machine origin (or machining datum) can be easily recalled (set function).



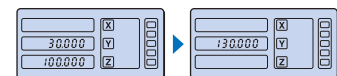
Diameter display

This convenient feature can be used to directly display the diameter of a workpiece during a turning operation on a lathe.



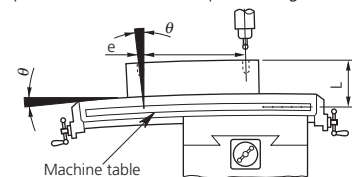
Addition of 2-scale data (3 Axis Model Only)

If a machine has two slides, each with its own scale, this function can be used to sum the two values to display the total workpiece displacement.



Linearity error compensation

Machine errors caused due to workpiece weight, inaccurate table adjustment, etc., can be linearly compensated to reduce the positioning error.



Smoothing

Smoothing makes the display value easier to read when a minimum reading fluctuates due to machine vibration.

RS-232C Interface Unit

The EIA standard RS-232C connector provides data transfer to/from a personal computer with an RS-232C Interface Unit. Not only can coordinate data be output from this connector, but it can also receive signals from the personal computer to perform zero setting, presetting, etc.





KLD-200 Counter with limit signal outputs

- A 1-axis counter dedicated to sending signals when a linear scale displacement value and a preset limit value coincide.
- AT715 and AT100 series linear scales can be connected.

Specifications

Order No.	120V	174-147A
Type of limit setting		4 step
Resolution		.00002"/.00005" .0001"/.0002"/.0005"/.001" (0.0005/0.001/0.002/0.005/0.01mm)

Note: All information regarding our products, and in particular the illustrations, drawings, dimensional and performance data contained in this printed matter as well as other technical data are to be regarded as approximate average values. We therefore reserve the right to make changes to the corresponding designs. The stated standards, similar technical regulations, descriptions and illustrations of the products were valid at the time of printing. In addition, the latest applicable version of our General Trading Conditions will apply. Only quotations submitted by ourselves may be regarded as definitive.

Mitutoyo products are subject to US Export Administration Regulations (EAR). Re-export or relocation of Mitutoyo products may require prior approval by an appropriate governing authority.

Trademarks and Registrations

Designations used by companies to distinguish their products are often claimed as trademarks. In all instances where Mitutoyo America Corporation is aware of a claim, the product names appear in initial capital or all capital letters. The appropriate companies should be contacted for more complete trademark and registration information.

We reserve the right to change specifications and prices without notice.

- Coordinate Measuring Machines
- Vision Measuring Systems
- Form Measurement
- Optical Measuring
- Sensor Systems
- Testing Equipment and Seismometer
- Digital Scale and DRO Systems
- Small Tool Instruments and Data Management

Mitutoyo America Corporation

www.mitutoyo.com

One Number to Serve You Better
1-888-MITUTOYO (1-888-648-8869)

M³ Solution Centers

Aurora, Illinois
 (Corporate Headquarters)

Westford, Massachusetts

Huntersville, North Carolina

Mason, Ohio

Plymouth, Michigan

City of Industry, California

Mitutoyo

Precision is our Profession