

●Application

Constant voltage control

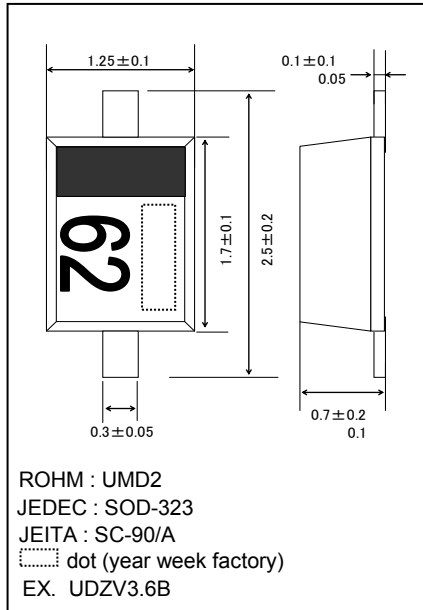
●Features

- 1) Compact, 2-pin mini-mold type for high-density mounting. (UMD2)
- 2) High reliability.
- 3) Can be mounted automatically, using chip mounter.

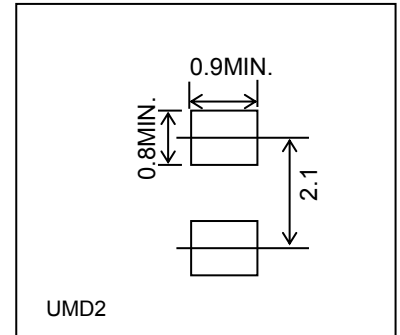
●Construction

Silicon epitaxial planar

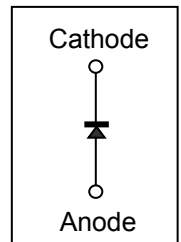
●Dimensions (Unit : mm)



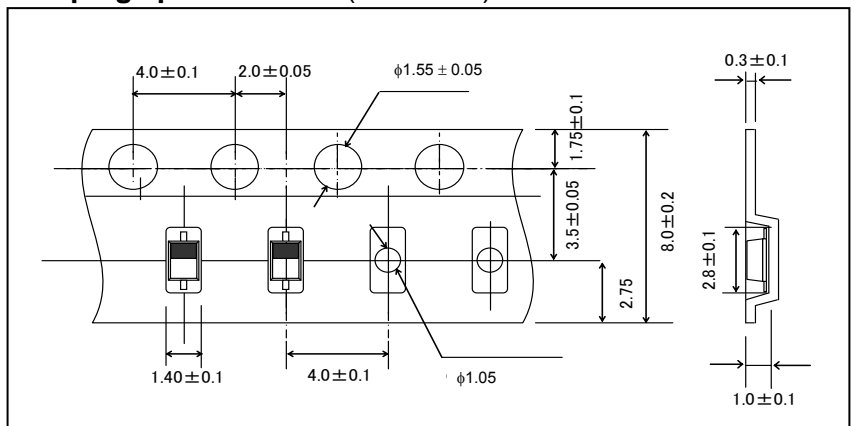
●Land size figure (Unit : mm)



●Structure



●Taping specifications (Unit : mm)



●Absolute maximum ratings (Ta = 25°C)

Parameter	Symbol	Limits	Unit
Power dissipation	P	200	mW
Junction temperature	Tj	150	°C
Storage temperature	Tstg	-55 to +150	°C
Operating temperature	Topr	-55 to +150	°C

●Electrical characteristics (Ta= 25°C)

TYP.	Symbol								
	Zener voltage : $V_Z(V)$			Operating resistance : $Z_Z(\Omega)$		Rising operating resistance : $Z_Z(\Omega)$		Reverse current : $I_R(\mu A)$	
	MIN.	MAX.	$I_Z(mA)$	MAX.	$I_Z(mA)$	MAX.	$I_Z(mA)$	MAX.	$V_R(V)$
UDZV 3.6B	3.600	3.845	5.0	100	5.0	1000	1.0	10.0	1.0
UDZV 3.9B	3.890	4.160	5.0	100	5.0	1000	1.0	5.0	1.0
UDZV 4.3B	4.170	4.430	5.0	100	5.0	1000	1.0	5.0	1.0
UDZV 4.7B	4.550	4.750	5.0	100	5.0	800	0.5	2.0	1.0
UDZV 5.1B	4.980	5.200	5.0	80	5.0	500	0.5	2.0	1.5
UDZV 5.6B	5.490	5.730	5.0	60	5.0	200	0.5	1.0	2.5
UDZV 6.2B	6.060	6.330	5.0	60	5.0	100	0.5	1.0	3.0
UDZV 6.8B	6.650	6.930	5.0	40	5.0	60	0.5	0.5	3.5
UDZV 7.5B	7.280	7.600	5.0	30	5.0	60	0.5	0.5	4.0
UDZV 8.2B	8.020	8.360	5.0	30	5.0	60	0.5	0.5	5.0
UDZV 9.1B	8.850	9.230	5.0	30	5.0	60	0.5	0.5	6.0
UDZV 10B	9.770	10.210	5.0	30	5.0	60	0.5	0.1	7.0
UDZV 11B	10.760	11.220	5.0	30	5.0	60	0.5	0.1	8.0
UDZV 12B	11.740	12.240	5.0	30	5.0	80	0.5	0.1	9.0
UDZV 13B	12.910	13.490	5.0	37	5.0	80	0.5	0.1	10.0
UDZV 15B	14.340	14.980	5.0	42	5.0	80	0.5	0.1	11.0
UDZV 16B	15.850	16.510	5.0	50	5.0	80	0.5	0.1	12.0
UDZV 18B	17.560	18.350	5.0	65	5.0	80	0.5	0.1	13.0
UDZV 20B	19.520	20.390	5.0	85	5.0	100	0.5	0.1	15.0
UDZV 22B	21.540	22.470	5.0	100	5.0	100	0.5	0.1	17.0
UDZV 24B	23.720	24.780	5.0	120	5.0	120	0.5	0.1	19.0
UDZV 27B	26.190	27.530	5.0	150	5.0	150	0.5	0.1	21.0
UDZV 30B	29.190	30.690	5.0	200	5.0	200	0.5	0.1	23.0
UDZV 33B	32.150	33.790	5.0	250	5.0	250	0.5	0.1	25.0
UDZV 36B	35.070	36.870	5.0	300	5.0	300	0.5	0.1	27.0

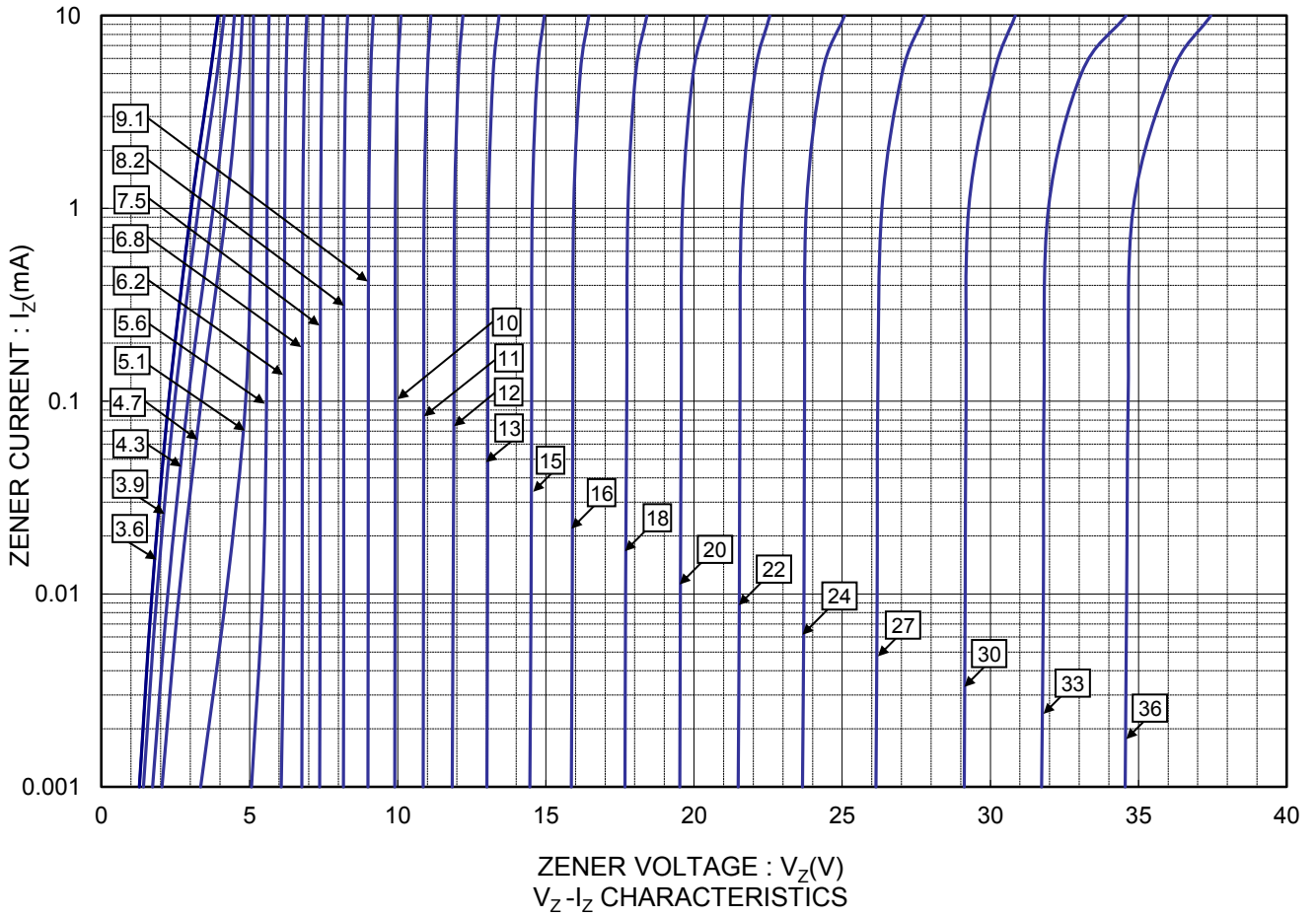
(1) The zener voltage(V_Z) is measured 40ms after power is supplied.

(2) The operating resistances(Z_Z, Z_{Zk}) are measured by superimposing a minute alternating current on the regulated current(I_Z)

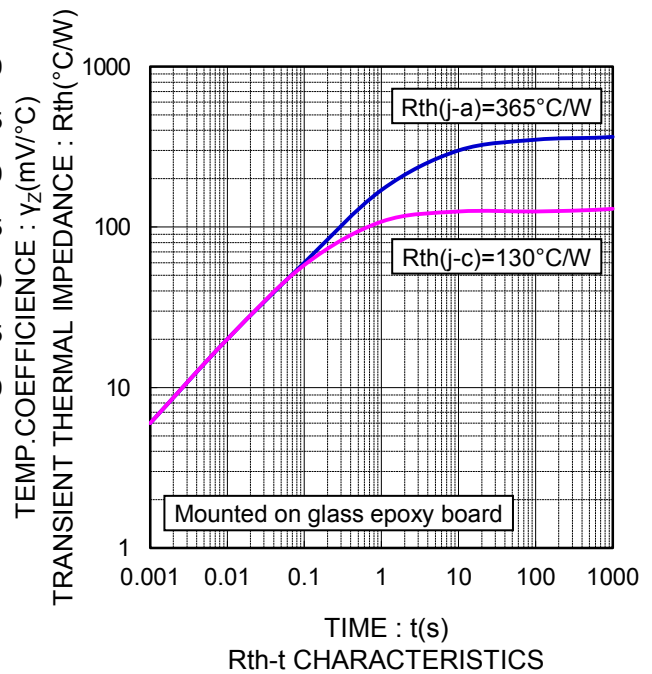
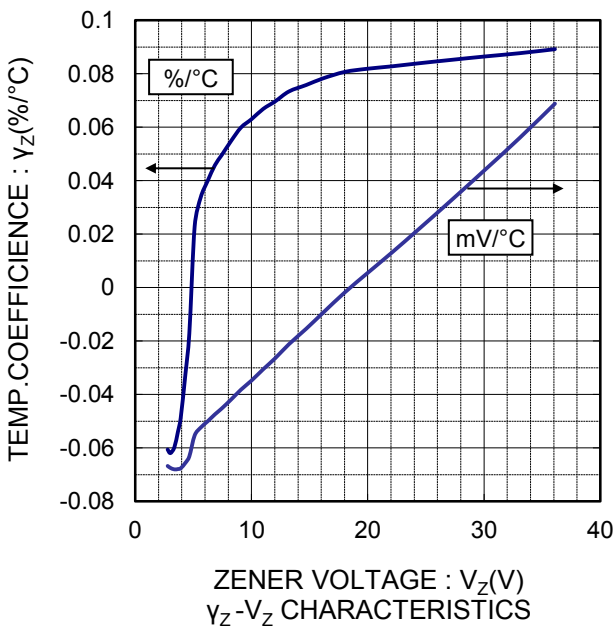
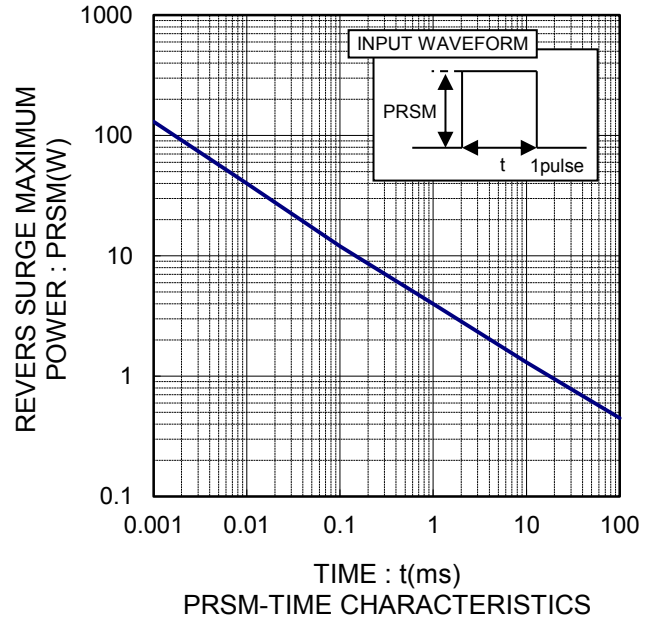
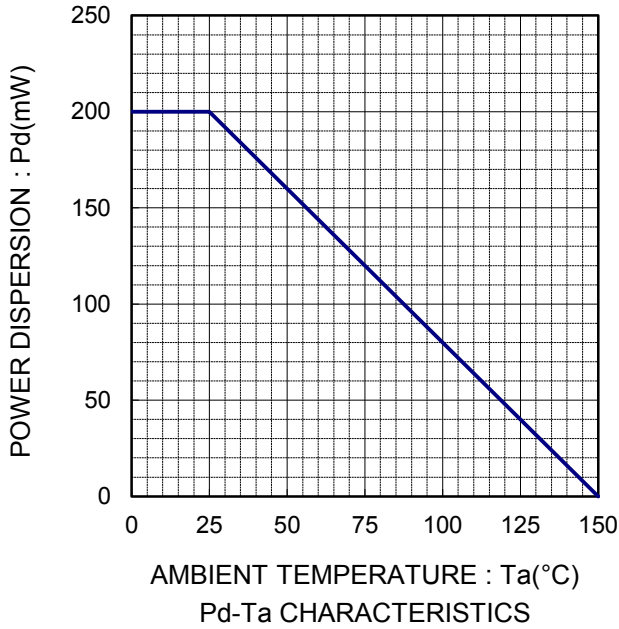
●MARKING (TYPE NO.)

TYPE	TYPE NO.	TYPE	TYPE NO.
UDZV 3.6B	6 2	UDZV 12B	2 5
UDZV 3.9B	7 2	UDZV 13B	3 5
UDZV 4.3B	8 2	UDZV 15B	4 5
UDZV 4.7B	9 2	UDZV 16B	5 5
UDZV 5.1B	A 2	UDZV 18B	6 5
UDZV 5.6B	C 2	UDZV 20B	7 5
UDZV 6.2B	E 2	UDZV 22B	8 5
UDZV 6.8B	F 2	UDZV 24B	9 5
UDZV 7.5B	H 2	UDZV 27B	A 5
UDZV 8.2B	J 2	UDZV 30B	C 5
UDZV 9.1B	L 2	UDZV 33B	E 5
UDZV 10B	0 5	UDZV 36B	F 5
UDZV 11B	1 5		

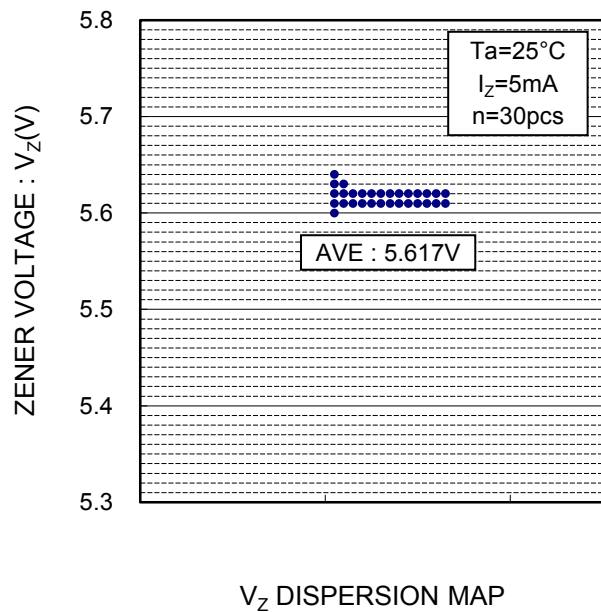
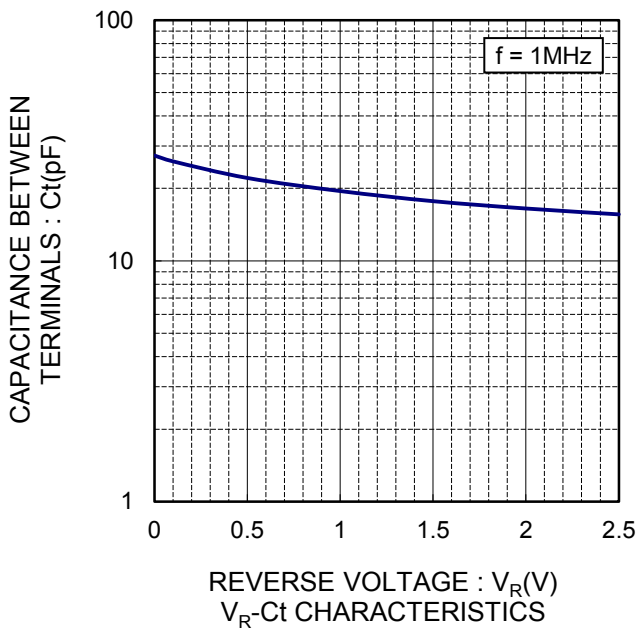
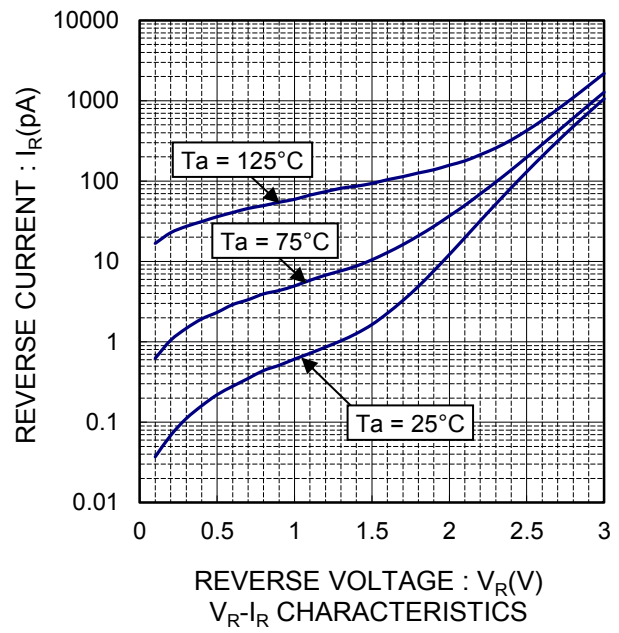
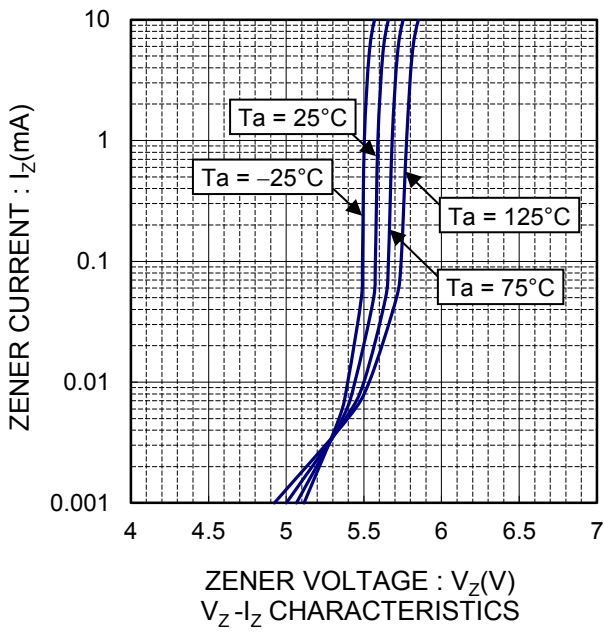
●Electrical characteristic curves



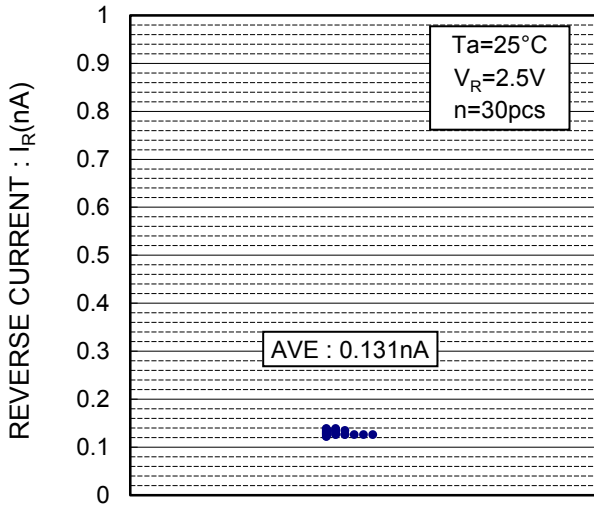
●Electrical characteristic curves



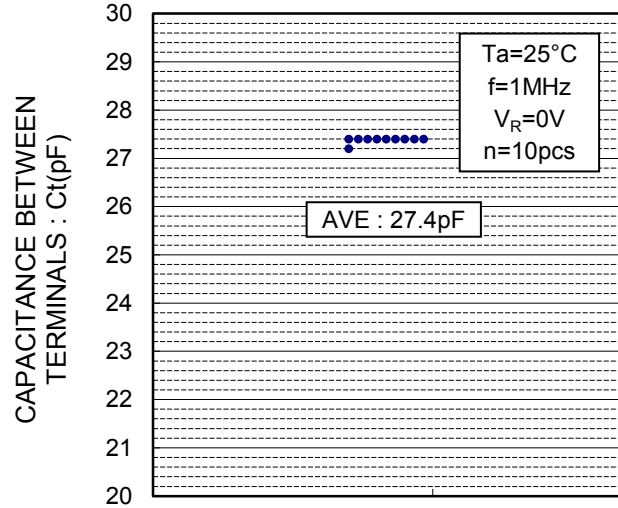
●Electrical characteristic curves



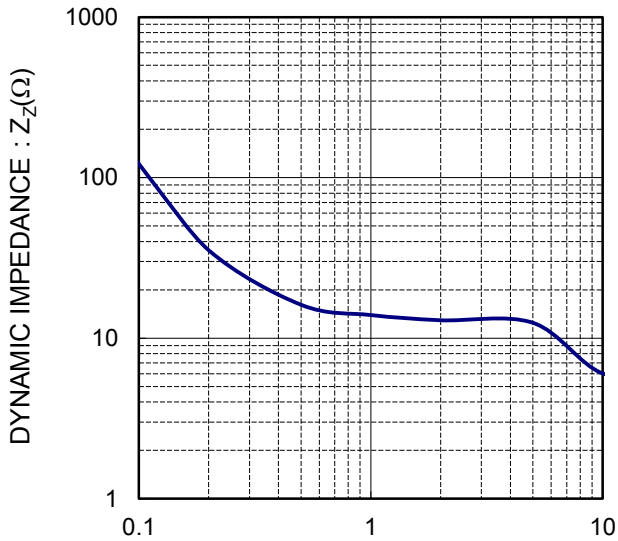
●Electrical characteristic curves



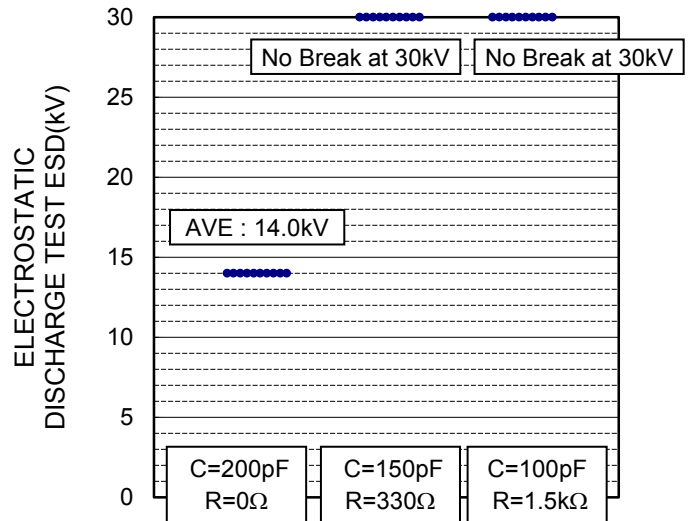
I_R DISPERSION MAP



C_t DISPERSION MAP



ZENER CURRENT : I_Z (mA)
 Z_Z - I_Z CHARACTERISTICS



ESD DISPERSION MAP

Notes

- 1) The information contained herein is subject to change without notice.
- 2) Before you use our Products, please contact our sales representative and verify the latest specifications :
- 3) Although ROHM is continuously working to improve product reliability and quality, semiconductors can break down and malfunction due to various factors.
Therefore, in order to prevent personal injury or fire arising from failure, please take safety measures such as complying with the derating characteristics, implementing redundant and fire prevention designs, and utilizing backups and fail-safe procedures. ROHM shall have no responsibility for any damages arising out of the use of our Products beyond the rating specified by ROHM.
- 4) Examples of application circuits, circuit constants and any other information contained herein are provided only to illustrate the standard usage and operations of the Products. The peripheral conditions must be taken into account when designing circuits for mass production.
- 5) The technical information specified herein is intended only to show the typical functions of and examples of application circuits for the Products. ROHM does not grant you, explicitly or implicitly, any license to use or exercise intellectual property or other rights held by ROHM or any other parties. ROHM shall have no responsibility whatsoever for any dispute arising out of the use of such technical information.
- 6) The Products are intended for use in general electronic equipment (i.e. AV/OA devices, communication, consumer systems, gaming/entertainment sets) as well as the applications indicated in this document.
- 7) The Products specified in this document are not designed to be radiation tolerant.
- 8) For use of our Products in applications requiring a high degree of reliability (as exemplified below), please contact and consult with a ROHM representative : transportation equipment (i.e. cars, ships, trains), primary communication equipment, traffic lights, fire/crime prevention, safety equipment, medical systems, servers, solar cells, and power transmission systems.
- 9) Do not use our Products in applications requiring extremely high reliability, such as aerospace equipment, nuclear power control systems, and submarine repeaters.
- 10) ROHM shall have no responsibility for any damages or injury arising from non-compliance with the recommended usage conditions and specifications contained herein.
- 11) ROHM has used reasonable care to ensure the accuracy of the information contained in this document. However, ROHM does not warrant that such information is error-free, and ROHM shall have no responsibility for any damages arising from any inaccuracy or misprint of such information.
- 12) Please use the Products in accordance with any applicable environmental laws and regulations, such as the RoHS Directive. For more details, including RoHS compatibility, please contact a ROHM sales office. ROHM shall have no responsibility for any damages or losses resulting from non-compliance with any applicable laws or regulations.
- 13) When providing our Products and technologies contained in this document to other countries, you must abide by the procedures and provisions stipulated in all applicable export laws and regulations, including without limitation the US Export Administration Regulations and the Foreign Exchange and Foreign Trade Act.
- 14) This document, in part or in whole, may not be reprinted or reproduced without prior consent of ROHM.



Thank you for your accessing to ROHM product informations.
More detail product informations and catalogs are available, please contact us.

ROHM Customer Support System

<http://www.rohm.com/contact/>