

Support for planning and project management for efficient fire alerting with the flashing light PYRA PY X-M-05, red lens, in compliance with EN 54-23

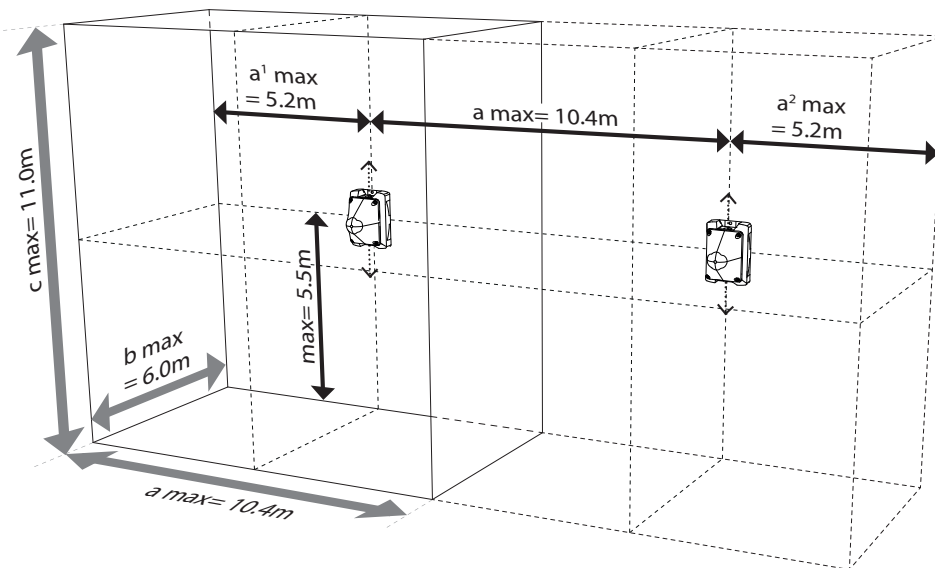
The PYRA X-M-05 will be approved according to the category “O”

This means that the flashing light may be mounted in many multiple positions such as on the ceiling or wall.

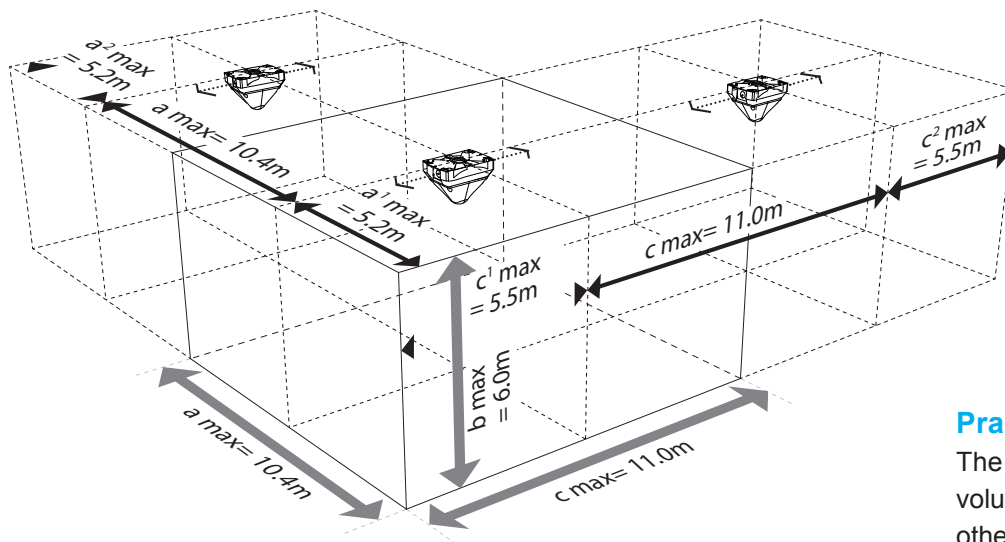
The PYRA X-M-05 has different signaling ranges laterally for the light emission!

Please consider this when positioning the light during planning and mounting to ensure the correct maximum range.

The following pictures show the maximum ranges



Signaling ranges of the PYRA flashing light PY X-M-05, 24 V AC/DC, red lens, using the example of **wall mounting**



Signaling ranges of the PYRA flashing light PY X-M-05, 24 V AC/DC, red lens, using the example of **ceiling mounting**

Practical implementation:

The signaling devices' coverage volumes are arranged next to each other many times until the alarm area is covered.

Support for planning and project management for efficient fire alerting with the flashing light PYRA PY X-M-10, red lens, in compliance with EN 54-23

The PYRA X-M-10 will be approved according to the category “O”

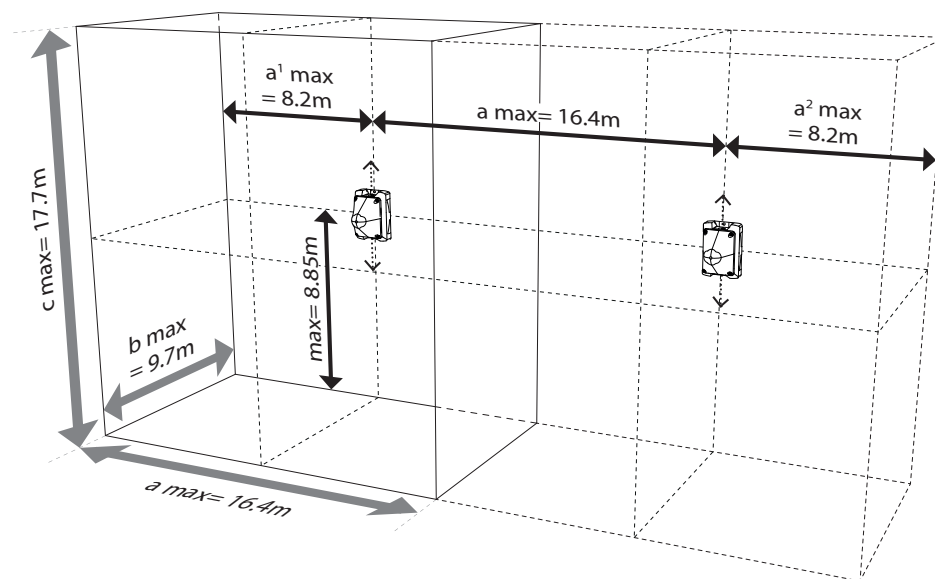
This means that the flashing light may be mounted in many multiple positions such as on the ceiling or wall.

The PYRA X-M-10 has different signaling ranges laterally for the light emission!

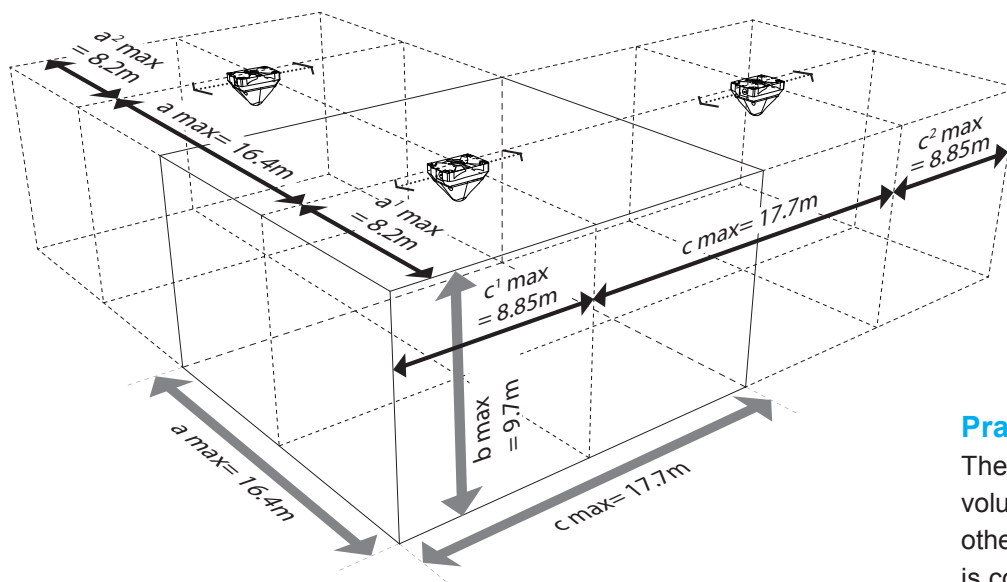
Please consider this when positioning the light during planning and mounting to ensure the correct maximum range.



The following pictures show the maximum ranges



Signaling ranges of the PYRA flashing light PY X-M-10, 24 V AC/DC, red lens, using the example of **wall mounting**



Signaling ranges of the PYRA flashing light PY X-M-10, 24 V AC/DC, red lens, using the example of **ceiling mounting**

Practical implementation:

The signaling devices' coverage volumes are arranged next to each other many times until the alarm area is covered.