


3C[®] color coded planar cable — 135 series

- Fast, low-cost mass termination.
- Precise spacing for controlled electrical characteristics.
- Color coded for easy identification.
- Double contour allows termination from either side of cable.
- Easy conductor separation for circuit routing.
- UL recognized 
- CSA certified, available

description

3C Controlled Characteristics Cable is ideal for applications in digital and analog signal transmission. 3C color-coded cables are designed for mass-termination techniques including Spectra-Strip IDC connectors. With conductor centers the same as the contact centers of the connector, separation and stripping of individual conductors is completely eliminated. The color coding allows easy circuit tracing and routing.


Spectra-Strip 3C color-coded cable consists of stranded round conductors preinsulated with color-coded PVC and laminated on specific centers between layers of clear PVC film to form a planar cable. 3C cable is available in 100-foot putups, packaged in dispenser boxes.

Spectra-Strip has the ability to custom design a ribbon cable for your exact needs. We can provide you with exact electrical and mechanical characteristics by varying the conductor spacing and cable insulation. For custom designs, please consult the Spectra-Strip factory.

order information

Series 843-135-2801 28 AWG, 7/36 .050" centers

Part Number	No. Cond.	Width 'A'		Span 'B'	
		Inches	(mm)	Inches	(mm)
843-135-2801-010	10	.505	(12,83)	.450±.015	(11,43±0,38)
843-135-2801-014	14	.705	(17,91)	.650±.015	(16,51±0,38)
843-135-2801-016	16	.805	(20,45)	.750±.015	(19,05±0,38)
843-135-2801-020	20	1.005	(25,53)	.950±.015	(24,13±0,38)
843-135-2801-024	24	1.205	(30,61)	1.150±.015	(29,21±0,38)
843-135-2801-025	25	1.255	(31,88)	1.200±.015	(30,48±0,38)
843-135-2801-026	26	1.305	(33,15)	1.250±.015	(31,75±0,38)
843-135-2801-034	34	1.705	(43,31)	1.650±.015	(41,91±0,38)
843-135-2801-036	36	1.805	(45,85)	1.750±.015	(44,45±0,38)
843-135-2801-037	37	1.855	(47,12)	1.800±.015	(45,72±0,38)
843-135-2801-040	40	2.005	(50,93)	1.950±.020	(49,53±0,51)
843-135-2801-050	50	2.505	(63,63)	2.450±.020	(62,23±0,51)
843-135-2801-060	60	3.005	(76,33)	2.950±.020	(74,93±0,51)
843-135-2801-064	64	3.205	(81,41)	3.205±.020	(80,01±0,51)



characteristics

Physical

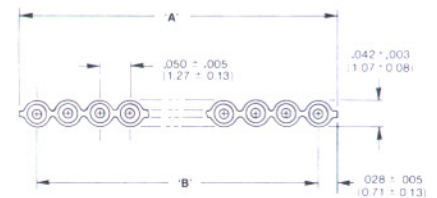
Conductors: 28 AWG, 7/36 strand, tinned copper
 Number of conductors: 10, 14, 16, 20, 24, 25, 26, 34, 36, 37, 40, 50, 60 and 64
 Color code: Brown, red, orange, yellow, green, blue, violet, gray, white, black (repeat)
 Conductor spacing: .050" ± .005"
 Cable thickness: .042" ± .003"
 Laminate: Clear PVC, self-extinguishing

Electrical

Voltage rating: 300 V
 Current rating: 1 amp nominal at 10°C above ambient
 Temperature rating: 80°C standard
 105°C consult factory
 Impedance: 105 ohms nominal
 Capacitance: 13.0 pf/ft. (42,7 pf/m) nominal @ 1MHz
 Crosstalk: 10' sample, 5 ns rise time with 2 lines driven. NE = 4.7%
 FE = 4.3% nominal
 Propagation delay: 1.5 ns/ft. (4.9 ns/m) nominal.
 Insulation resistance: 10¹⁰ ohms — 10 ft. (3 m) min.
 UL style number: Component wire style 1061. Cable style 2697 (80°C) standard. For Cable style 20130 (105°C) consult factory.
 CSA: Cable may be certified under Canadian Standards Association (CSA) Appliance Wiring Material Program (Specify at time of order). CSA AWM I A80°C, 300 V, FT-1.

other cables in series

Conductors: 12 through 30 AWG solid, stranded, tinned overcoat, top coated, tinned, bare
 Conductor spacing: .050", .085", .100", .125", .156"



28 AWG SHOWN

Other Capabilities

Part Number	AWG-Strand	Center line
843-135-2610-XXX	26-7/34	.050"
843-135-2601-XXX	26-7/34	.085"
843-135-2401-XXX	24-7/32	.085"
843-135-2602-XXX	26-7/34	.100"
843-135-2402-XXX	24-7/32	.100"
843-135-2603-XXX	26-7/34	.125"
843-135-2604-XXX	26-7/34	.156"
843-135-2403-XXX	24-7/32	.156"
843-136-2201-XXX	22-7/30	.156"

*843-136-XXXX-XXX use a 10 mil film.