

# SHURE®

LEGENDARY  
PERFORMANCE™

PG ALTA™ SERIES  
WIRED MICROPHONE

# PGA 58 USER GUIDE

Le Guide de l'Utilisateur

Bedienungsanleitung

Guía del Usuario

Guida dell'Utente

Manual do Usuário

Руководство пользователя

日本語

사용자 가이드

繁體中文

Panduan Pengguna



© 2015 Shure Incorporated  
27A24476 (Rev. 2)



# PGA58

## PG Alta Microphones

Congratulations on the purchase of a new Shure PG Alta series microphone. The PG Alta series delivers professional quality audio at an affordable price, with solutions for capturing nearly any source, including voice, acoustic instruments, drums, and amplified electric instruments. Suitable for live and studio applications, PG Alta microphones are built to last, and meet the same rigorous quality testing standards that make all Shure products trustworthy and reliable.

## General Rules for Use

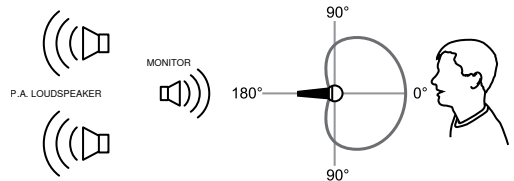
- Do not cover any part of the microphone grille with your hand, as this will adversely affect microphone performance.
- Aim the microphone toward the desired sound source (such as the talker, singer, or instrument) and away from unwanted sources.
- Place the microphone as close as practical to the desired sound source.
- Work close to the microphone for extra bass response.
- Use only one microphone to pick up a single sound source.
- For better gain before feedback, use fewer microphones.
- Keep the distance between microphones at least three times the distance from each microphone to its source ("three to one rule").
- Place microphones as far as possible from reflective surfaces.
- Add a windscreen when using the microphone outdoors.
- Avoid excessive handling to minimize pickup of mechanical noise and vibration.

## Proximity Effect

Directional microphones progressively boost bass frequencies as the microphone is placed in closer proximity to the source. This phenomenon, known as proximity effect, can be used to create a warmer, more powerful sound.

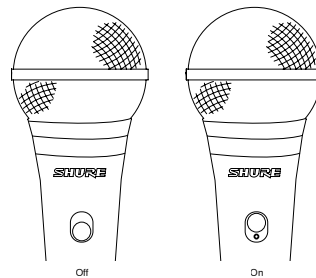
## Avoiding Pickup of Unwanted Sound Sources

Place the microphone so that unwanted sound sources, such as monitors and loudspeakers, are directly behind it. To minimize feedback and ensure optimum rejection of unwanted sound, always test microphone placement before a performance.



**Recommended Loudspeaker Locations for Cardioid Microphones**

## On/Off Switch



## Specifications

### Type

Dynamic (moving coil)

### Frequency Response

50 to 16,000 Hz

### Polar Pattern

Cardioid

### Output Impedance

150  $\Omega$

### Sensitivity

at 1 kHz, open circuit voltage

-55 dBV/Pa<sup>1</sup> (1.79 mV)

### Polarity

Positive pressure on diaphragm produces positive voltage on pin 2 with respect to pin 3

### Weight

294 g (10.37oz.)

### Switch

On/Off Switch

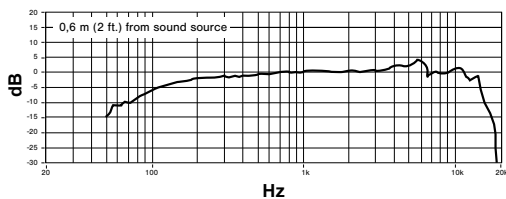
### Connector

Three-pin professional audio (XLR), male

### Environmental Conditions

<b>Operating Temperature</b>	-20° to 165°F (-29° to 74°C)
<b>Relative Humidity</b>	0 to 95%

1 Pa=94 dB SPL



Typical Frequency Response

## Optional Accessories and Replacement Parts

Microphone Clip	A25D
5/8" to 3/8" Thread Adapter	31A1856
7.6 m (25 ft.) Cable (XLR-XLR)	C25J
TRIPLE-FLEX® Cable and Plug 7.6 m (25 ft.)	C25F
Grille	RPMP58G

## Certifications

This product meets the Essential Requirements of all relevant European directives and is eligible for CE marking.

The CE Declaration of Conformity can be obtained from:

[www.shure.com/europe/compliance](http://www.shure.com/europe/compliance)

Authorized European representative:

Shure Europe GmbH

Headquarters Europe, Middle East & Africa

Department: EMEA Approval

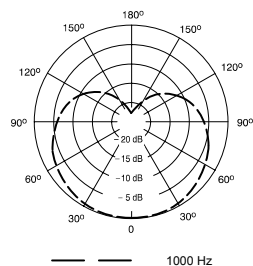
Jakob-Dieffenbacher-Str. 12

75031 Eppingen, Germany

Phone: 49-7262-92 49 0

Fax: 49-7262-92 49 11 4

Email: [EMEAsupport@shure.de](mailto:EMEAsupport@shure.de)



Typical Polar Pattern

**SHURE**<sup>®</sup>  
LEGENDARY  
PERFORMANCE™

United States, Canada,  
Latin America, Caribbean:  
Shure Incorporated  
5800 West Touhy Avenue  
Niles, IL 60714-4608 USA

Phone: +1 847-600-2000  
Fax: +1 847-600-1212 (USA)  
Fax: +1 847-600-6446  
Email: [info@shure.com](mailto:info@shure.com)  
[www.shure.com](http://www.shure.com)

Europe, Middle East, Africa:  
Shure Europe GmbH  
Jakob-Dieffenbacher-Str. 12,  
75031 Eppingen, Germany

Phone: +49-7262-92490  
Fax: +49-7262-9249114  
Email: [info@shure.de](mailto:info@shure.de)  
[www.shure.eu](http://www.shure.eu)

Asia, Pacific:  
Shure Asia Limited  
22/F, 625 King's Road  
North Point, Island East  
Hong Kong

Phone: +852-2893-4290  
Fax: +852-2893-4055  
Email: [info@shure.com.hk](mailto:info@shure.com.hk)  
[www.shureasia.com](http://www.shureasia.com)