

Breather caps



• Material

Polyamide based (PA) technopolymer. Resistant to solvents, oils, greases and other chemical agents.

- Cover: RAL 2004 orange, semi-matte finish, marked "OIL".
- Threaded connector: black colour, semi-matte finish.

• Packing ring

NBR synthetic rubber.

• Standard executions

- **SFN.:** without air filter.
- **SFN+F:** with "tech-foam" air filter in polyurethane foam mesh (polyester base), air filtration 40 μ .

SFN.70-BA+F: with "tech-foam" air filter in polyurethane foam mesh (polyester base), air filtration 40 μ .

Zinc-plated steel sheet bayonet.

Chrome-plated steel safety chain.

• Maximum continuous working temperature

100°C.

Features and applications

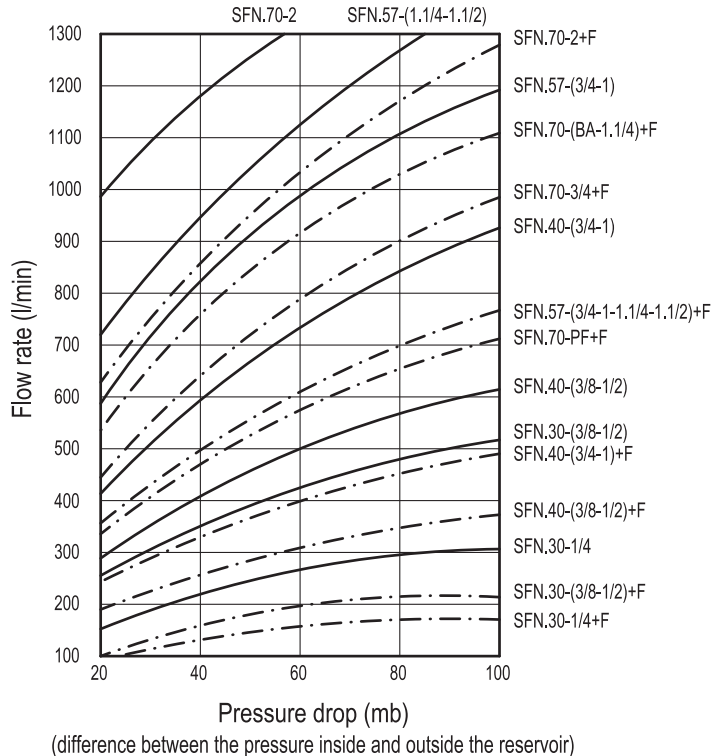
SFN. breather caps, owing to their high air flow rate, are particularly suitable for use on hydraulic power packs or tanks subject to rapid changes in liquid volume.

Technical data

Air flow rate for each model can be determined from the graph calculating the difference between the pressure inside and outside the reservoir.

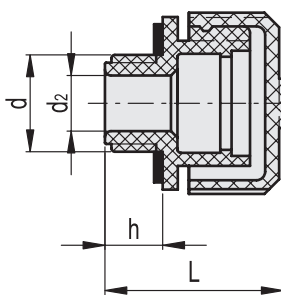
Special executions on request

- Cover, RAL 2004 orange, without "OIL" mark.
- Black cover with or without "OIL" mark.
- Threaded connector also with NPT thread (National Taper pipe Thread - ANSI-ASME B1-20) for the codes marked with # in the table.





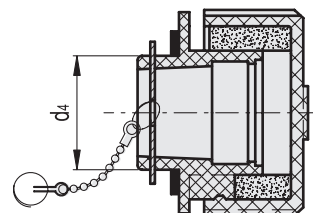
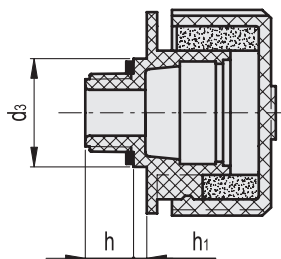
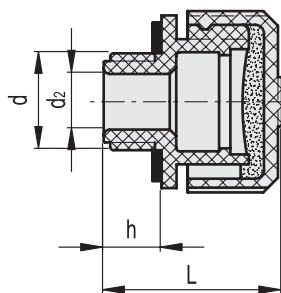
SFN.



SFN+F
(D=31-42-57)

SFN+F
(D=70)

SFN.70-BA+F



SFN.

Code	Description	d	D	L	d ₂	h	⚖
56151	SFN.30-1/4#	G 1/4	31	29.5	8	9.5	10
53901	SFN.30-3/8	G 3/8	31	29.5	10	9.5	10
53911	SFN.30-1/2	G 1/2	31	29.5	12	9.5	11
56181	SFN.40-3/8#	G 3/8	42	36.5	10	11.5	20
56201	SFN.40-1/2#	G 1/2	42	36.5	12	11.5	21
53921	SFN.40-3/4#	G 3/4	42	36.5	17	11.5	20
53931	SFN.40-1	G 1	42	36.5	18	11.5	20
56241	SFN.57-3/4#	G 3/4	57	42	18	14	38
56261	SFN.57-1	G 1	57	42	23	14	40
53932	SFN.57-1¼	G1 1/4	57	44	32	16	41
53933	SFN.57-1½	G1 1/2	57	44	32	16	40
56381	SFN.70-2	G 2	70	59	23	17	79

SFN+F

Code	Description	d	D	L	d ₂	d ₃	h	h ₁	⚖
56156	SFN.30-1/4+F#	G 1/4	31	29.5	8	-	9.5	-	10
56161	SFN.30-3/8+F	G 3/8	31	29.5	10	-	9.5	-	10
56171	SFN.30-1/2+F	G 1/2	31	29.5	12	-	9.5	-	11
56191	SFN.40-3/8+F#	G 3/8	42	36.5	10	-	11.5	-	19
56211	SFN.40-1/2+F#	G 1/2	42	36.5	12	-	11.5	-	20
56221	SFN.40-3/4+F#	G 3/4	42	36.5	17	-	11.5	-	20
56231	SFN.40-1+F	G 1	42	36.5	18	-	11.5	-	21
56251	SFN.57-3/4+F#	G 3/4	57	42	18	-	14	-	37
56271	SFN.57-1+F	G 1	57	42	23	-	14	-	38
56281	SFN.57-1¼+F	G1 1/4	57	44	32	-	16	-	39
56291	SFN.57-1½+F	G1 1/2	57	44	32	-	16	-	40
54701	SFN.70-3/4+F#	G 3/4	70	63	16	35	15	6	76
54711	SFN.70-1¼+F	G1 1/4	70	59	23	-	17	-	77
56391	SFN.70-2+F	G 2	70	59	23	-	17	-	82

SFN-BA+F

Code	Description	D	L	d ₂	d ₄	h	⚖
54731	SFN.70-BA+F	70	56	23	39	14	85

Types available on request with NPT thread (National Taper pipe Thread - ANSI-ASME B1-20).