

Affordable, Entry Level Wireless Access Point Designed For Small-to-Medium Sized Businesses

CAP300

2 x 2 N Ceiling-Mount PoE Access Point



KEY FEATURES

- 802.11N High Speed:** IEEE 802.11n with 300Mbps wireless speed.
- Easy Installation:** Ceiling-mount & T-rail mount design with easy installation kit.
- Compact & Durable Housing:** Ultra slim design with UL94-5VB flame-retardant plastic housing.
- Multiple SSIDs for Security Management:** Supports up to 16 SSIDs ideal for multiple departments, user groups, customers or guests.
- Fast Roaming:** Roams smoothly between APs without lag or interruption, ensuring top performance for video and voice streaming applications.
- Wide Coverage & High Sensitivity:** Adjustable RF output power and high receiver sensitivity for wide coverage across large spaces.
- Seamless Mobility:** 1.5x greater coverage than typical APs for blanket coverage to ensure seamless connectivity for Wi-Fi devices across enterprise environments.
- Power over Ethernet:** Supports IEEE 802.3af PoE as well as included power adapter.
- Built-In RADIUS Server:** With management for up to 256 user accounts.
- Business Environments:** Affordable choice for entry level solutions. Suitable for a wide range of commercial applications such as offices, hotels, meeting rooms, schools, campuses, resorts, retail and others.
- Central Management:** Edimax Pro Network Management Suite (NMS), easy and intuitive web-based central management suite, supports AP array architecture.

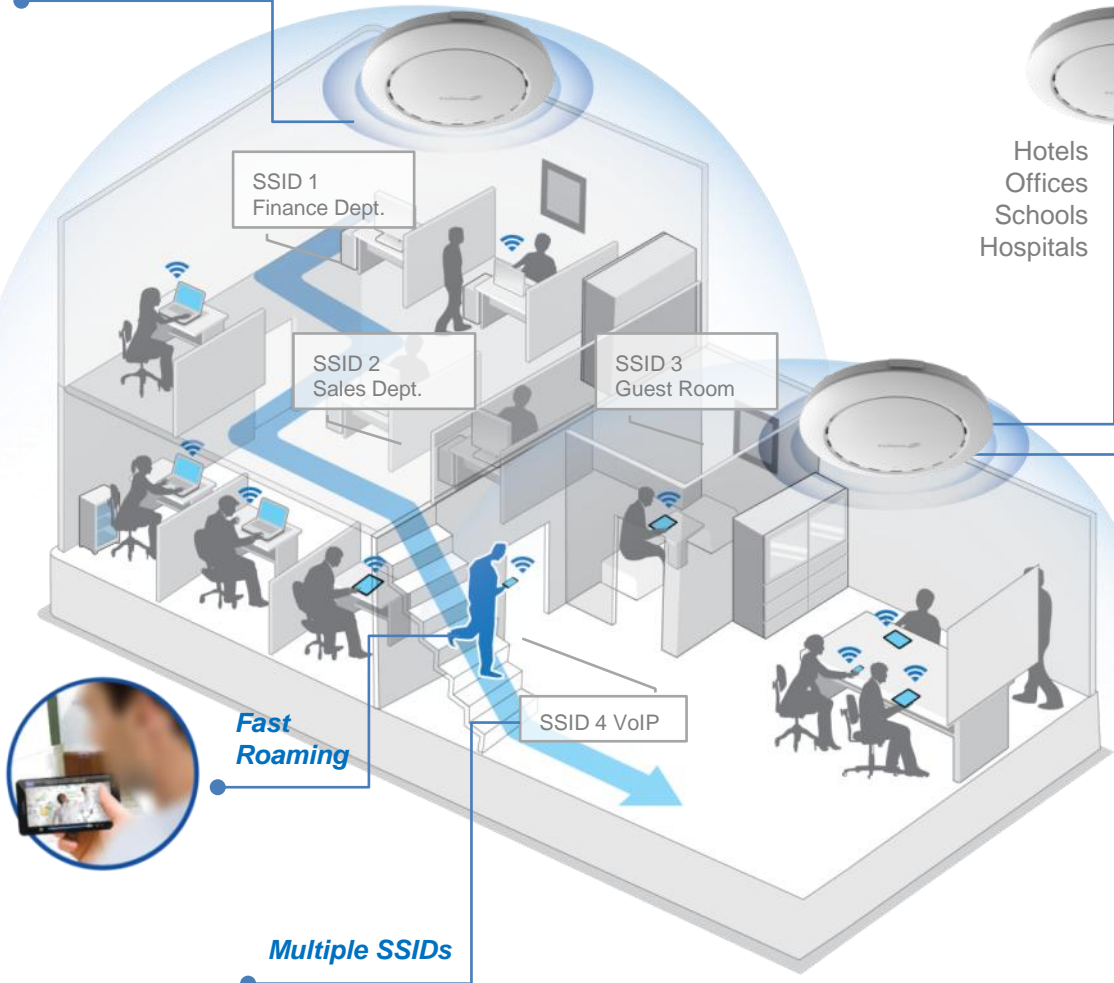
The CAP300 is a reliable and affordable entry level wireless access point designed to meet the needs of modern small to medium sized businesses, with IEEE802.11n wireless speeds up to 300Mbps. Industrial-grade performance and build quality combined with user-friendly operation, an extensive feature set and a practical, ceiling-mount design make an ideal product for day-to-day enterprise use.

For businesses that demand security, flexibility and speed – the Edimax Pro series has a wide range of potential applications from office environments to schools, campuses, hotels and hospitals. Multiple SSIDs can be configured for different departments or user groups and a built-in RADIUS server provides additional verification with a scalable AP array architecture for central management of multiple access points. Fast roaming for seamless transitions between access points, Power over Ethernet support (PoE) and an intuitive web-based management interface provides flexibility for deployment and extensive management options for company MIS departments and network administrators.


When performance and security are critical for your business, you need products that are engineered for your industry. The Edimax Pro series is designed to help your business and provide the connectivity that you rely on every day, with safety and effectiveness guaranteed.

Wide Coverage

BYOD (Bring Your Own Device) Solution & High Density Networking



Hotels
Offices
Schools
Hospitals



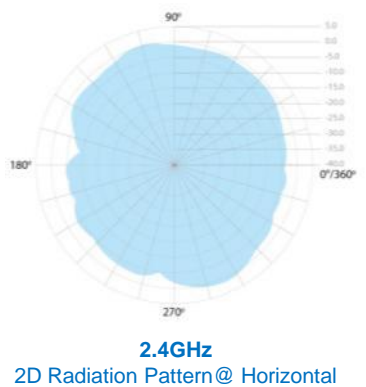
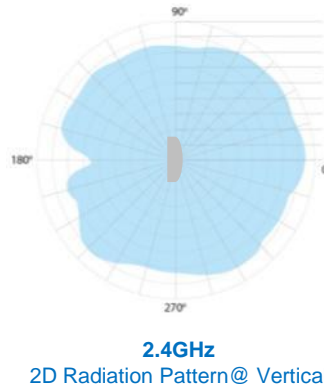
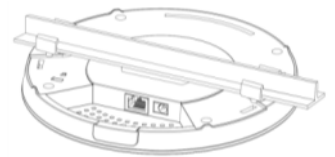
Fast Roaming



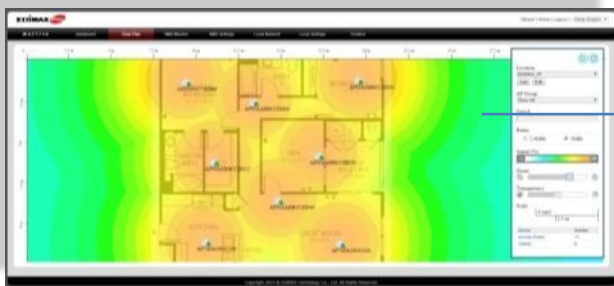
Multiple SSIDs

Easy Installation Kit

Ceiling mount and T-rail mount with bracket.



Central Network Management Suite



Edimax Pro NMS (Network Management Suite) is a web-based wireless network management system. Company MIS persons can plan and manage Edimax Pro access points' powerful functionality according to their office space using an easy, remote web-based interface which includes a dashboard, map view, traffic statistics and wireless client list for network-wide remote administration. RADIUS settings, WLAN group settings, access control, guest network settings and firmware upgrades can all be managed centrally from a single location to reduce network downtime, aid troubleshooting and optimize network performance. Zone plans and setup wizards are also available for expanding and managing large networks with multiple access points.

2 x 2 N Ceiling-Mount PoE Access Point

SPECIFICATIONS

Hardware	
LAN Interface	Giga x 1
PoE	802.3af (Supports 802.3at)
Antenna	Type: 2 x Built-In PIFA / Gain: 2.82dBi Max.
Power	DC: 12V / 1A 802.3af (PoE Injector Optional)
Dimensions	17.6 (D) x 3.2 (H) cm
Weight	287.3g
Power Consumption (Full Loading)	6.5W
Mounting	Ceiling
Reset	Y
LED Indicator	1. Power LED 2. Diag LED
Environmental Conditions	Operating Temperature: 0°C (32°F) to 50°C (122°F) Storage Temperature : -20°C (-4°F) to 60°C (140°F) Operating Humidity: 90% or Less Storage Humidity: 90% or Less
Power Saving	802.3az
Internal Buzzer	Y
Housing	UL94-5VB Flammability Rating
Wireless	
Standard	802.11 b/g/n
No. of Radios	1
Receiver Sensitivity	≤ -95dBm
Certification	CE/FCC
Fast Roaming	Y
Number of SSIDs	16
Performance	
Maximum Data Speed	300Mbps
Concurrent Clients	UP to 50 Per Radio
Security	
Encryption	WEP / WPA / WPA2
Wireless L2 Isolation	Y
Station Isolation	Y
IEEE 802.1x Authenticator	Y
EAP Authentication	PEAP
Hidden SSID	Y
MAC Address Filter	Y
Wireless STA	Y
Rogue AP Detection (w/ NMS)	Y
Software	
Wireless Mode	AP / WDS AP / WDS Bridge
802.1q VLAN	Y (VID = 1-4095)
Spanning Tree	RSTP
QoS	WMM (802.11e)
	Max Associated Station No.
Pass-Through	IPv6 and VPN (PPTP, L2TP/IPsec)
DSCP (802.1p)	Y
Multicast Rate up to 54Mbps	Y

RF Specifications	
Frequency Band	•Radio 1 : 802.11b/g/n 2.412-2.484(GHz) (The supported frequency band is restricted by local regulations.)
Operation Channels	•2.4GHz : US/Canada 1-11 / Europe 1-13 / Japan 1-14
Transmit Power	802.11b 23dBm @ 1Mbps 23dBm @ 2Mbps 23dBm @ 5.5Mbps 23dBm @ 11Mbps
	802.11gn 23dBm @ 6Mbps 23dBm @ 9Mbps 23dBm @ 12Mbps 23dBm @ 18Mbps 23dBm @ 24Mbps 22dBm @ 36Mbps 20dBm @ 48Mbps 19dBm @ 54Mbps
Receiver Sensitivity	802.11n 26dBm @ MCS0/MCS8 25dBm @ MCS1/MCS9 25dBm @ MCS2/MCS10 25dBm @ MCS3/MCS11 24dBm @ MCS4/MCS12 23dBm @ MCS5/MCS13 22dBm @ MCS6/MCS14 22dBm @ MCS7/MCS15
	802.11b ≤-95dBm @ 1Mbps ≤-90dBm @ 11Mbps
Management	802.11g ≤-91dBm @ 6Mbps ≤-75dBm @ 54Mbps
	802.11n ≤-93dBm @ MCS0 ≤-73dBm @ MCS7 ≤-90dBm @ MCS8 ≤-70dBm @ MCS15
Deployment	Standalone Managed by Edimax Pro NMS
Configuration	HTTP/HTTPS
	SNMP v1, v2c, v3 CLI (Telnet, SSH)
RADIUS Server	Built-In
Auto-Channel	Y
Private MIB	Y
Accessory	
Mounting Bracket	Ceiling-Mount Bracket Kit
Power Adapter	12V / 1A Power Adapter
Optional Accessories	GP-101IT IEEE802.3at PoE Injector

Maximum performance, actual data rates, and coverage will vary depending on network conditions and environmental factors. Product specifications and design are subject to change without notice. Copyright © 2015 Edimax Technology Co. Ltd. All rights reserved.



www.edimax.com