



Price* : 445.00 GBP



Main

Range of product	Modicon M340 automation platform
Product or component type	Processor module
Number of racks	1
Number of slots	11
Discrete I/O processor capacity	1024 I/O single-rack configuration
Analogue I/O processor capacity	256 I/O multi-rack configuration 66 I/O single-rack configuration
Number of application specific channel	36
Monitoring	Diagnostic counters Modbus Event counters Modbus

Complementary

Control channels	Programmable loops
Integrated connection type	USB port 12 Mbit/s Non isolated serial link RJ45 character mode asynchronous in baseband RS232C full duplex 0.3...19.2 kbit/s 2 twisted shielded pairs Non isolated serial link RJ45 character mode asynchronous in baseband RS485 half duplex 0.3...19.2 kbit/s 1 twisted shielded pair Non isolated serial link RJ45 Modbus master/slave RTU/ASCII asynchronous in baseband RS232C half duplex 0.3...19.2 kbit/s 1 twisted shielded pair Non isolated serial link RJ45 Modbus master/slave RTU/ASCII asynchronous in baseband RS485 half duplex 0.3...19.2 kbit/s 1 twisted shielded pair
Communication module processor capacity	2 Ethernet communication module 4 AS-Interface module
Number of devices per segment	0...32 character mode 0...32 Modbus
Number of devices	2 point-to-point character mode 2 point-to-point Modbus
Bus length	0...10 m serial link non isolated character mode segment 0...10 m serial link non isolated Modbus segment 0...1000 m serial link isolated character mode segment

	0...1000 m serial link isolated Modbus segment 0...15 m character mode point-to-point 0...15 m Modbus point-to-point
Tap links length	15 m serial link non isolated character mode segment 15 m serial link non isolated Modbus segment 40 m serial link isolated character mode segment 40 m serial link isolated Modbus segment
Number of addresses	0...248 character mode 0...248 Modbus
Requests	1 K data bytes per request character mode 252 data bytes per RTU request Modbus 504 data bytes per ASCII request Modbus
Control parameter	One CRC on each frame (RTU) Modbus One LRC on each frame (ASCII) character mode One LRC on each frame (ASCII) Modbus
Memory description	2048 kB internal RAM 128 kB internal RAM for data 1792 kB internal RAM for program constants and symbols Supplied memory card (BMXRMS008MP) for backup of programs, constants, symbols and data
Maximum size of object areas	128 kB unlocated internal data 16250 %Mi located internal bits 32464 %MWi internal words located internal data 32760 %KWi constant words located internal data
Default size of object areas	128 %KWi constant words located internal data 256 %Mi located internal bits 512 %MWi internal words located internal data
Application structure	No auxiliary task 1 periodic fast task 1 cyclic/periodic master task 32 event tasks
Execution time per instruction	0.18 µs Boolean 0.26 µs double-length words 0.38 µs single-length words 1.74 µs floating points
Number of instructions per ms	4.2 Kinst/ms 65 % Boolean + 35 % fixed arithmetic 5.4 Kinst/ms 100 % Boolean
System overhead	0.2 ms fast task 1.05 ms master task
Current consumption	72 mA 24 V DC
Supply	Internal power supply via rack
Marking	CE
Status LED	1 LED green processor running (RUN) 1 LED red I/O module fault (I/O) 1 LED red memory card fault (CARD ERR) 1 LED red processor or system fault (ERR) 1 LED yellow activity on Modbus (SER COM)
Product weight	0.2 kg



Environment

Ambient air temperature for operation	0...60 °C
Relative humidity	10...95 % without condensation
IP degree of protection	IP20
Protective treatment	TC
Standards	CSA C22.2 No 142 UL 508 EN 61131-2 IEC 61131-2 CSA C22.2 No 213 Class I Division 2

Offer Sustainability

Sustainable offer status	Green Premium product
RoHS (date code: YYWW)	Compliant - since 0827 - Schneider Electric declaration of conformity

 [Schneider Electric declaration of conformity](#)

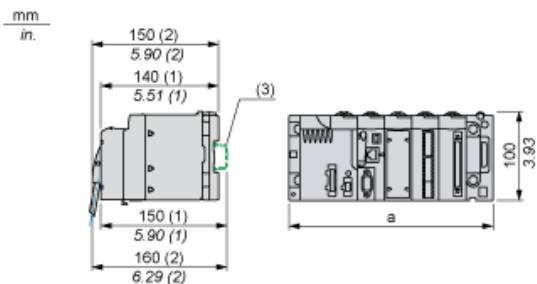
REACH	Reference not containing SVHC above the threshold Reference not containing SVHC above the threshold
Product environmental profile	Available  Product environmental
Product end of life instructions	Available  End of life manual

Contractual warranty

Warranty period	18 months
-----------------	-----------

Modules Mounted on Racks

Dimensions



- (1) With removable terminal block (cage, screw or spring).
- (2) With FCN connector.
- (3) On AM1 ED rail: 35 mm wide, 15 mm deep. Only possible with BMXXBP0400/0400H/0600/0600H/0800/0800H rack.

Rack references	a in mm	a in in.
BMXXBP0400 and BMXXBP0400H	242.4	09.54
BMXXBP0600 and BMXXBP0600H	307.6	12.11
BMXXBP0800 and BMXXBP0800H	372.8	14.68
BMXXBP1200 and BMXXBP1200H	503.2	19.81