


Stanilite®

Platinum Spitfire® LED recessed non-maintained

p-Range



Range

Platinum range

Product group

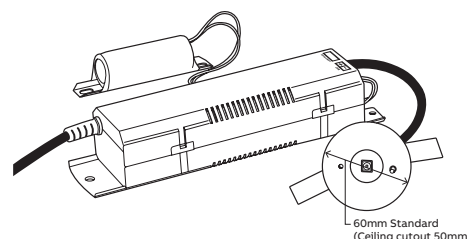
Spitfire LED



Features

- 5 year warranty
- Superior photometric classification
- LED technology 100,000 hours plus lamp life
- Single or dual LED option
- Low power consumption and LED light source for reduced operation and maintenance costs
- Advance charging technology combined with Lithium iron phosphate battery for long life and low maintenance
- Spring fixing design allows for different ceiling thickness (1mm-20mm)
- White adaptors included to convert standard 60mm lamp head to 85mm diameter and 141mm diameter size
- White square adaptor available for standard lamp head
- Metal trim covers available in black and stainless steel finish for standard round and square lamp heads
- Metal trim covers can also be painted to any colour

Catalogue no.	Description
Standard products	
SF1LEDP	Platinum Spitfire single LED recessed
SF2LEDP	Platinum Spitfire dual LED recessed
Accessories	
02-SF1LSSTRIM	Single LED round trim stainless steel
02-SF1LBLTRIM	Single LED round trim black
02-SF2LSSTRIM	Dual LED round trim stainless steel
02-SF2LBLTRIM	Dual LED round trim black
02-SF1LSQSSTRIM	Single LED with square adaptor trim stainless steel
02-SF1LSQBLTRIM	Single LED with square adaptor trim black
02-SF2LSQSSTRIM	Dual LED with square adaptor trim stainless steel
02-SF2LSQBLTRIM	Dual LED with square adaptor trim black
02-SFLEDSQADAPT	White plastic square adaptor for LED Spitfire
02-SFLEDLGBLKIT	Black adaptor kit
SFLEDVRR-KIT	Vandal resistant and weather resistant kit to suit to 60mm recessed head
Spare parts	
03-01301P	Battery LiFePO4 3.2V 3.2Ah (suits single LED)
03-01303P	Battery LiFePO4 3.2V 4.5Ah (suits dual LED)



Dimensions

Lamp head	Ceiling cutout
60mm standard	50mm
85mm adaptor	70mm
141mm adaptor	130mm

Weight

Model	Weight
Standard	1.0kg

Construction

Part	Construction
Lamp head	White polycarbonate

Light source		
Model	Light source	
Single LED	2W	
Dual LED	3W	

Power consumption		
Model	Power consumption	
Standard	1.0W	








Note: Preliminary results








Photometrics			
Model	Class	Classification	
Single LED	C0	D40	
	C90	D40	
Dual LED	C0	D63	
	C90	D63	

Note:

- Designed to comply with AS2293 and meet relevant Australian EMC standards

Spitfire LED lamp head options

Supplied with product			Black adaptor			
						
60mm lamp head	85mm adaptor	141mm adaptor	60mm lamp head	Round trim black 02-SF1LBLTRIM 02-SF2LBLTRIM	Black adaptor kit 02-SFLEDLGBLKIT	

Round trims			Square trims			
						
60mm lamp head	Round trim black 02-SF1LBLTRIM 02-SF2LBLTRIM	Round trim stainless steel 02-SF1LSSTRIM 02-SF2LSSTRIM	60mm lamp head	White square adaptor 02-SFLEDSQ-ADAPT	Square trim black 02-SF1LSQBL-TRIM 02-SF2LSQBL-TRIM	Square trim stainless steel 02-SF1LSQSSTRIM 02-SF2LSQSSTRIM

Note:

- All trims clip over the face of the 60mm lamp head and all adaptors fit behind the 60mm lamp head