



# Series 222C

## 6.2 x 6.2mm Compact Tactile Switch

- Surface mount gull wing and J-bend terminal configurations
- Compatible with IR reflow and manual soldering
- Variety of operating force & actuator height options



### Ordering Information

Series	Terminal Type	Actuating Direction	Actuator Height "L"	Actuation Force	Packaging								
222C	M	V	A	A	R								
<table border="1"> <thead> <tr> <th>Code</th> <th>Spec.</th> </tr> </thead> <tbody> <tr> <td>M</td> <td>Surface mount gullwing</td> </tr> <tr> <td>J</td> <td>Surface mount J-bend</td> </tr> </tbody> </table>						Code	Spec.	M	Surface mount gullwing	J	Surface mount J-bend		
Code	Spec.												
M	Surface mount gullwing												
J	Surface mount J-bend												
<table border="1"> <thead> <tr> <th>Code</th> <th>Spec.</th> </tr> </thead> <tbody> <tr> <td>V</td> <td>Vertical</td> </tr> </tbody> </table>						Code	Spec.	V	Vertical				
Code	Spec.												
V	Vertical												
<table border="1"> <thead> <tr> <th>Code</th> <th>Spec.</th> </tr> </thead> <tbody> <tr> <td>A</td> <td>2.5mm</td> </tr> <tr> <td>B</td> <td>3.4mm</td> </tr> <tr> <td>C</td> <td>3.1mm</td> </tr> </tbody> </table>						Code	Spec.	A	2.5mm	B	3.4mm	C	3.1mm
Code	Spec.												
A	2.5mm												
B	3.4mm												
C	3.1mm												
<table border="1"> <thead> <tr> <th>Code</th> <th>Spec.</th> </tr> </thead> <tbody> <tr> <td>A</td> <td>160 gf, black</td> </tr> <tr> <td>B</td> <td>260 gf, white</td> </tr> </tbody> </table>						Code	Spec.	A	160 gf, black	B	260 gf, white		
Code	Spec.												
A	160 gf, black												
B	260 gf, white												
<table border="1"> <thead> <tr> <th>Code</th> <th>Spec.</th> </tr> </thead> <tbody> <tr> <td>R</td> <td>Tape &amp; reel packaging</td> </tr> </tbody> </table>						Code	Spec.	R	Tape & reel packaging				
Code	Spec.												
R	Tape & reel packaging												

Notes: Contact CTS for other common features not listed.

[www.ctscorp.com](http://www.ctscorp.com)



## Electrical Specifications

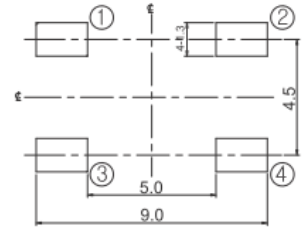
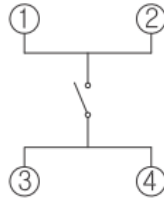
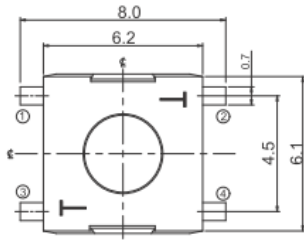
Parameter	Conditions & Remarks	Min	Max	Unit
Contact Resistance			100	milliohms
Insulation Resistance	Between insulated terminals	100		Megohms
Dielectric Strength	1 minute between adjacent switches		250	VAC
Nonswitching Rating			50 or 12	mA or VDC

## Mechanical and Environmental

Soldering	Maximum reflow temperature, 260°C for 5 seconds Maximum manual temperature, 350°C for 3 seconds
RoHS	Lead-Free. Fully compliant to RoHS Directive 2011/65/EU
Operating Force	160 or 260 gf
Actuation Life	160 gf: 1,000,000 cycles 260 gf: 500,000 cycles
Actuator Strength	3 Kgf maximum
Travel	0.25mm
Packaging	Standard tape and reel packaging
Operating Temperature Range	-40°C to +85°C
Storage Temperature Range	-40°C to +85°C

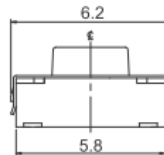
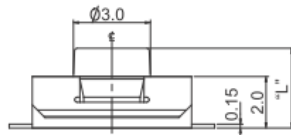
**Mechanical Specifications**

**Figure 1 – 222CM, Surface Mount Gull Wing**



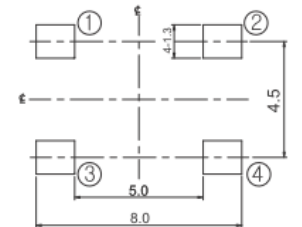
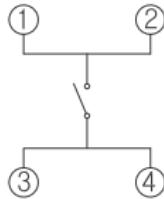
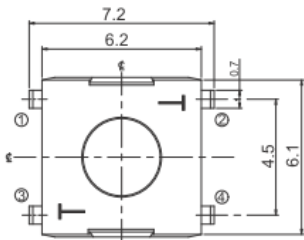
**CIRCUIT DIAGRAM**

**PCB LAYOUT**



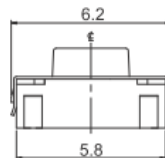
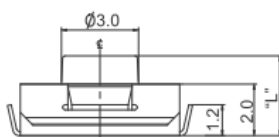
DIMENSION : mm  
STANDARD TOLERANCE :  
X (1 PLACE) : ±0.10

**Figure 2 – 222CJ, Surface Mount J-Bend**



**CIRCUIT DIAGRAM**

**PCB LAYOUT**



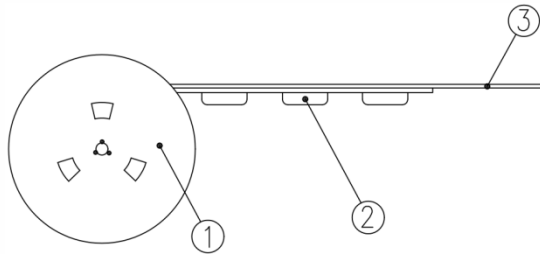
DIMENSION : mm  
STANDARD TOLERANCE :  
X (1 PLACE) : ±0.10

### Packing: Tape and Reel

#### Surface Mount Gull Wing/J Bend, 2.5mm Actuator Height

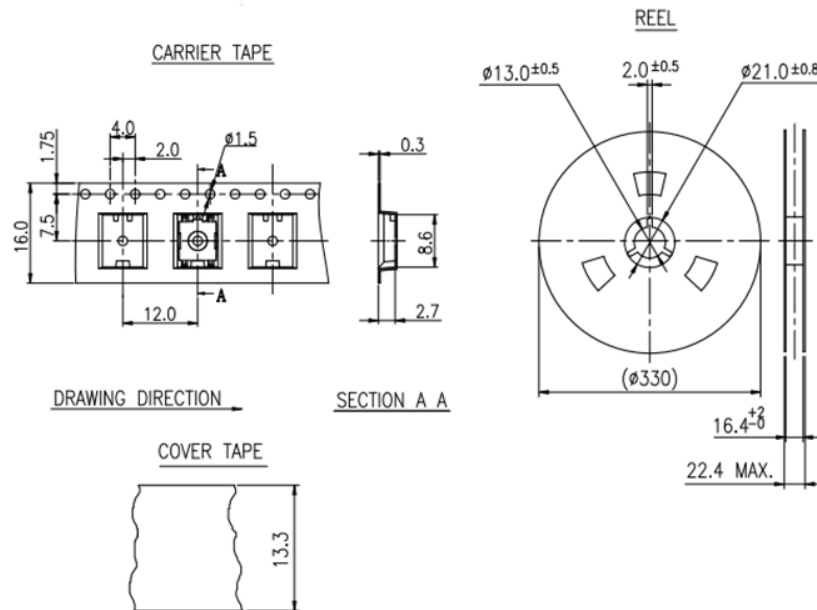
The packing specifications:

Structure and materials:



No	PART NAME	MATERIAL
①	REEL	POLYSTYRENE
②	CARRIER TAPE	POLYSTYRENE
③	COVER TAPE	POLYESTER

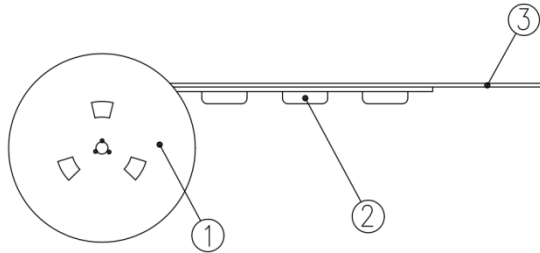
1. Packing quantity: 2,000 pcs/reel
2. More than 10 empty pockets should remain at each end of the carrier tape for each reel.
3. Shortage of less than 10 pcs a reel is acceptable but no more than 3 consecutive empty pockets are not allowed.
4. Stripping strength of cover tape is between 10 gf to 70 gf and stripping angle should be within 165°~180°.
5. The product in the pocket of carrier tape should be placed in a specified correct position.
6. Tape and reel per EIA-481.
7. Dimensions:



### Surface Mount Gull Wing/J Bend, 3.1/3.4mm Actuator Height

The packing specifications:

Structure and materials:



No	PART NAME	MATERIAL
①	REEL	POLYSTYRENE
②	CARRIER TAPE	POLYSTYRENE
③	COVER TAPE	POLYESTER

1. Packing quantity : 1,300 pcs/reel
2. More than 10 empty pockets should remain at each end of the carrier tape for each reel.
3. Shortage of less than 10 pcs a reel is acceptable but no more than 3 consecutive empty pockets are allowed.
4. Stripping strength of cover tape is between 10 gf to 70 gf and stripping angle should be within 165°~180°.
5. The product in the pocket of carrier tape should be placed in a specified correct position.
6. Tape and reel per EIA-481.
7. Dimensions:

